

Requirement 1 (A)



Puerto Rico Department of Treasury

Treasury Single Account ("TSA") FY 2022 Cash Flow

For the month of November FY22

Disclaimer

- The Puerto Rico Fiscal Agency and Financial Advisory Authority (“AAFAF”), the Government of Puerto Rico (the “Government”), and each of their respective officers, directors, employees, agents, attorneys, advisors, members, partners or affiliates (collectively, with AAFAF and the Government the “Parties”) make no representation or warranty, express or implied, to any third party with respect to the information contained herein and all Parties expressly disclaim any such representations or warranties.
- The Parties do not owe or accept any duty or responsibility to any reader or recipient of this presentation, whether in contract or tort, and shall not be liable for or in respect of any loss, damage (including without limitation consequential damages or lost profits) or expense of whatsoever nature of such third party that may be caused by, or alleged to be caused by, the use of this presentation or that is otherwise consequent upon the gaining of access to this document by such third party.
- This document does not constitute an audit conducted in accordance with generally accepted auditing standards, an examination of internal controls or other attestation or review services in accordance with standards established by the American Institute of Certified Public Accountants or any other organization. Nor does this document constitute an audit of compliance with any other federal law, rule, or regulation. Accordingly, the Parties do not express an opinion or any other form of assurance on the financial statements or any financial or other information or the internal controls of the Government and the information contained herein.
- Any statements and assumptions contained in this document, whether forward-looking or historical, are not guarantees of future performance and involve certain risks, uncertainties, estimates and other assumptions made in this document. The economic and financial condition of the Government and its instrumentalities is affected by various financial, social, economic, environmental and political factors. These factors can be very complex, may vary from one fiscal year to the next and are frequently the result of actions taken or not taken, not only by the Government and its agencies and instrumentalities, but also by entities such as the government of the United States. Because of the uncertainty and unpredictability of these factors, their impact cannot be included in the assumptions contained in this document. Future events and actual results may differ materially from any estimates, projections, or statements contained herein. Nothing in this document should be considered as an express or implied commitment to do or take, or to refrain from taking, any action by AAFAF, the Government, or any government instrumentality in the Government or an admission of any fact or future event. Nothing in this document shall be considered a solicitation, recommendation or advice to any person to participate, pursue or support a particular course of action or transaction, to purchase or sell any security, or to make any investment decision.
- By receiving this document, the recipient shall be deemed to have acknowledged and agreed to the terms of these limitations.
- This document may contain capitalized terms that are not defined herein, or may contain terms that are discussed in other documents or that are commonly understood. You should make no assumptions about the meaning of capitalized terms that are not defined, and you should consult with advisors of AAFAF should clarification be required.

Glossary

Term	Definition
ACAA	- Automobile Accident Compensation Administration, or Administración de Compensaciones por Accidentes de Automoviles, is a component unit of the Commonwealth of Puerto Rico.
Act 154	- Act 154 means Act No. 154-2010, which, inter alia, imposes a temporary excise tax on the acquisition by multinationals of certain property manufactured or produced in whole or in part in Puerto Rico and on the acquisition of certain manufacturing services carried out in Puerto Rico. The Act 154 temporary excise tax expires on December 31, 2027.
AFI / PRIFA	- Infrastructure Financing Authority.
ASC	- Compulsory Liability Insurance, private insurance company.
ASES	- Puerto Rico Health Insurance Administration, a public corporation and component unit of the Commonwealth of Puerto Rico.
CINE	- Puerto Rico Cinema Fund, a recipient of certain assigned sales and use tax revenues.
COFINA	- Puerto Rico Sales Tax Financing Corporation.
Deferred General Fund Receipt	- Revenues pertaining to Fiscal Year 2020, such as individual and corporate income taxes, that are collected in Fiscal Year 2021 due to various executive orders and tax extensions in response to the COVID-19 pandemic.
DTPR	- Department of the Treasury of Puerto Rico.
DTPR Collection System	- This is the software system that DTPR uses for collections.
FAM	- Municipal Fund Administration, a recipient of certain assigned sales and use tax revenues.
General Fund Collections	- All gross tax collections received and deposited into the TSA from all Hacienda Collection Posts, through the Hacienda Colecturia Virtual (online), and/or SURI, as well as certain pass-through collections and others.
General Fund	- General Fund (Operating Fund) means the Commonwealth principal operating fund; disbursements from such fund are generally approved through the Commonwealth's annual budgeting process.
Gross Payroll	- Gross Payroll is equal to the sum of: (i) Net Payroll from the DTPR RHUM system; (ii) Other Payroll and (iii) Cash outlays for wage garnishments by Agency.
HTA	- Puerto Rico Highways and Transportation Authority, a public corporation and a component unit of the Commonwealth of Puerto Rico.
Liquidity Plan (LP)	- The Liquidity Plan is the translation of the Certified Fiscal Plan ("CFP") and Certified Budget ("Budget") into a cash flow projection. The TSA Liquidity Plan encompasses all cash flow activity within the TSA. Certain cash flow activity is contemplated in the CFP and Budget, but occurs outside the TSA. Cash flow bridges from the TSA to the CFP and Budget have been included to facilitate comparison.
NAP	- NAP, or the Nutrition Assistance Program, also known as PAN, or Programa de Asistencia Nutricional is a federal assistance nutritional program provided by the United States Department of Agriculture (USDA) solely to Puerto Rico.
Other Payroll	- Other Payroll expenses relate to employee withholdings, social security, insurance, and other deductions.
Other State Collections	- Inflows related to various Health Department programs, the State Insurance Fund, the Commissioner of Financial Institutions, interest earned on TSA bank accounts and others.
PayGo	- PayGo - Puerto Rico pension system that is funded through a pay-as-you-go system. Retirement benefits expenses of government employers are paid by the central government and reimbursed by the employers, with such funds received by the TSA.
PRASA	- Puerto Rico Aqueduct and Sewer Authority, a public corporation and a component unit of the Commonwealth of Puerto Rico.
PREPA	- Puerto Rico Electric Power Authority, a public corporation and a component unit of the Commonwealth of Puerto Rico.
PRITA	- Puerto Rico Integrated Transport Authority, a public corporation and component unit of the Commonwealth of Puerto Rico.
PSTBA	- The PSTBA is an amount established under Act 91-2006, as amended, and the Sales Tax Revenue Bond Resolution, as amended and restated on June 10, 2009 (the "Bond Resolution"), that currently must be received by COFINA from 5.5% of the SUT before the Commonwealth can receive any of the other 5.5% SUT.
Public Corporation	- Public corporations are governmental authorities with autonomous structure separate from the central government administration and with independent treasury functions.
RHUM System	- This is the software system that DTPR uses for payroll.
SIFC	- State Insurance Fund Corporation, a public corporation and a component unit of the Commonwealth of Puerto Rico.
Special Revenue Receipts	- Collections made by central government agencies at collection posts for services rendered by the agencies as well as fees, licenses, permits, fines and others.
SURI	- Sistema Unificada de Rentas Internas is the new digital tool of the Department of the Treasury that will allow integration and streamlining of the administration of taxes and revenues and eliminate the complexity of the current systems for the benefit of the Treasury and the taxpayers.
Sweep Account Transfers	- Transfers of Fiscal Year 2020 collections in the SURI sweep account to the TSA during Fiscal Year 2021. The closing balance of the sweep account on June 30, 2020, was \$1,024 million.
TSA	- Treasury Single Account, the Commonwealth's main operational bank account (concentration account) in which a majority of receipts from Governmental funds are deposited and from which most expenses are disbursed. TSA receipts include tax collections, charges for services, intergovernmental collections, the proceeds of short and long-term debt issuances and amounts held in custody by the Secretary of the Treasury for the benefit of the Commonwealth's fiduciary funds. Only a portion of the revenues received by the TSA is included in the annual General Fund budget presented to the Puerto Rico Legislative Assembly for approval. Other revenues are separately assigned by law to certain agencies or public corporations but still flow through the TSA.

Introduction

- Enclosed is the monthly Treasury Single Account ("TSA") cash flow report and supporting schedules with monthly YTD FY2022 actual results compared to the FY2022 Liquidity Plan ("LP").
- TSA is the Commonwealth's main operational bank account (concentration account) in which a majority of receipts from Governmental funds are deposited and from which most expenses are disbursed.
- Receipts in the TSA include tax collections (including revenues assigned to certain public corporations and pledged for the payment of their debt service), charges for services, intergovernmental collections (such as reimbursements from Federal assistance grants), the proceeds of short and long-term debt issuances held in custody by the Secretary of Treasury for the benefit of the Government fiduciary funds, and other receipts. Only a portion of the revenues received by the TSA is included in the annual General Fund budget presented to the Puerto Rico Legislative Assembly for approval. Other revenues are separately assigned by law to certain agencies or public corporations but still flow through the TSA.
- Disbursements from the TSA include payroll and related costs, vendor and operational disbursements (including those reimbursed by Federal assistance grants and funded from Special Revenue Funds), welfare expenditures, capital outlays, debt service payments, required budgetary formulas and appropriation payments, pass-through payments of pledged revenues to certain public corporations, tax refunds, payments of current pension benefits and other disbursements.
- Federal funds related to disaster relief for hurricanes Irma and Maria are deposited in a separate bank account overseen by the Government Authorized Representative ("GAR"). Funds may be transferred to the TSA either: (i) after admissible disbursements (per approved Project Worksheets) have been made or (ii) once supporting documentation for an accrual or related expense are provided to and approved by FEMA. Therefore, FEMA funding may also be received in advance of actual cash disbursement, as payments to vendors may occur subsequent to when the corresponding services are rendered / expenses are recorded.
- Federal funds related to the Coronavirus Aid, Relief, and Economic Security ("CARES") Act have been deposited into bank accounts overseen by Hacienda, but separate from the TSA.
- Sistema Unificada de Rentas Internas ("SURI") is the new digital platform designed to integrate and streamline the administration of taxes and revenues. Collections are initially deposited into a SURI sweep account outside of the TSA. Collections must be verified and reconciled before they can be swept into the TSA. The reconciliation process is still being refined, and as a result, there have been significant delays in transferring collections from the sweep account to the TSA. The SURI sweep account balance is reported on page 5 of this report.
- Data limitations and commentary:
The government has focused on cash transaction information for which access to reliable, timely, and detailed data is readily available. The government continues to work with DTPR and other parties to access additional reliable data that would help to provide additional detail in the future.

Puerto Rico Department of Treasury | AAFAF
Executive Summary - TSA Cash Flow Actual Results
(figures in Millions)

\$12,038	(\$126)	(\$95)	\$367	\$388
Bank Cash	November	Monthly	YTD Net	YTD Net Cash
Position	Cash Flow	Variance	Cash Flow	Flow Variance

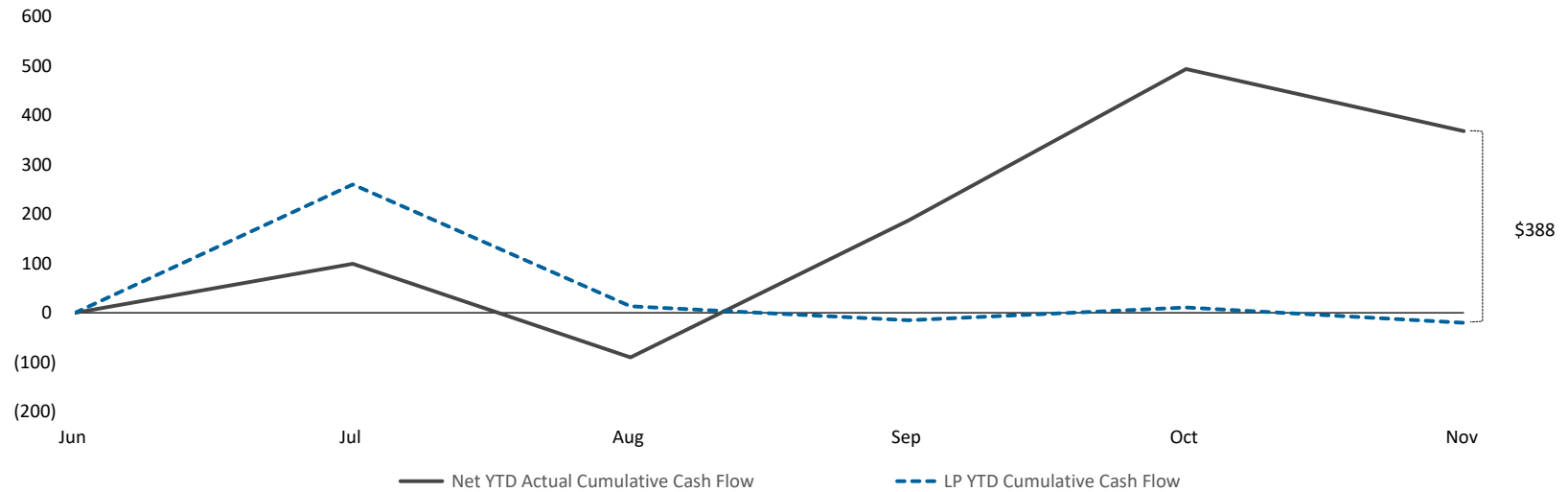
Bridge from Liquidity Plan projected cash balance and actual ending cash balance as of November 30, 2021

<u>Cash Flow line item</u>	<u>Variance Bridge (\$M)</u>	<u>Comments</u>
Liquidity Plan Projected Cash Balance 11/30/21:	\$ 11,650	1. State collections are ahead of plan. General fund collections drive \$411M of the positive variance. The remaining \$112M of outperformance pertains to SRF receipts, which are largely pledged to specific uses and expected to be cash flow neutral over the long term. 2. The FY21 GF budget included \$59M of capex funds for HTA. These funds were not spent or transferred from the TSA during the prior fiscal year, and extended into FY22. The Liquidity Plan projected these funds would be entirely transferred from the TSA by September 2021; however, only \$5.3M have been sent as of the date of this report. 3. Puerto Rico received \$2.2 billion from the Coronavirus Relief Fund (CRF) established under the CARES Act and \$2.5 billion of federal Coronavirus State & Local Fiscal Recovery funds (CSLFRF). These funds are held in separate accounts outside of TSA. Many initiatives funded by these accounts are initially paid out through TSA, and later reimbursed from the respective external account. These reimbursements can lag disbursements, especially for payments made by agencies with independent systems.
1 State Collections	524	
2 FY21 HTA CapEx Carryover Timing	54	
3 Federal COVID-19 Programs Deficit	(186)	
All Other	(3)	
Actual TSA Cash Balance	<u>\$ 12,038</u>	

Puerto Rico Department of Treasury | AAFAF
YTD TSA Cash Flow Summary - Actual vs LP

TSA Cumulative YTD Net Cash Flow (\$M)

LP Bank Cash Balance:	\$11,650
Actual TSA Bank Cash Balance:	\$12,038



YTD Actuals vs. Liquidity Plan

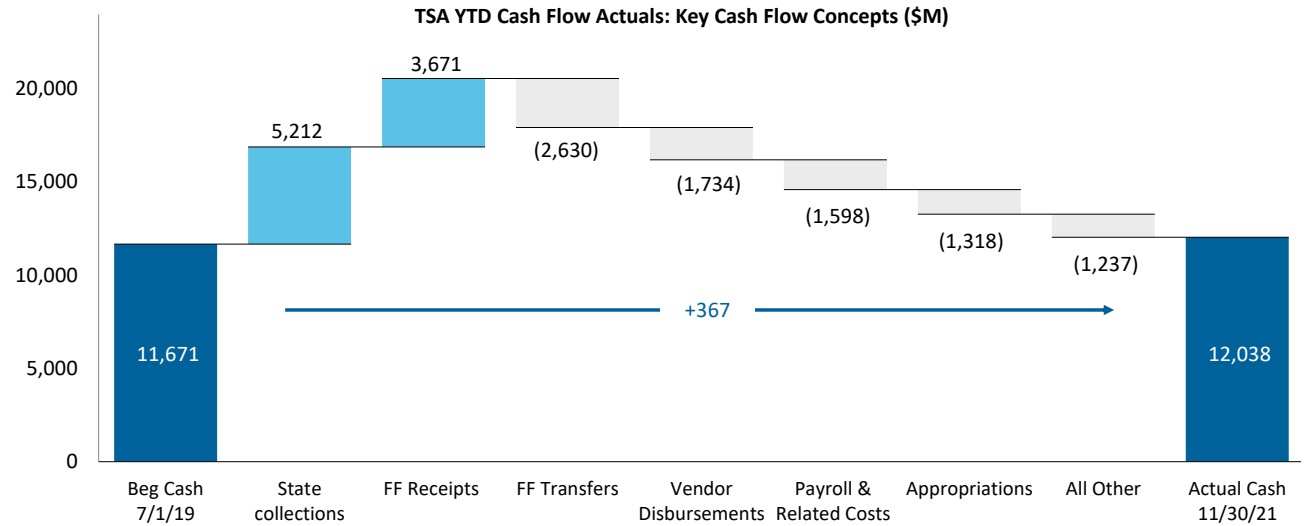
YTD net cash flow is \$367M and cash flow variance to the Liquidity Plan is \$388M, most of which is assumed to be temporary at this time.

Puerto Rico Department of Treasury | AAFAF

YTD Cash Flow Summary - TSA Cash Flow Actual Results

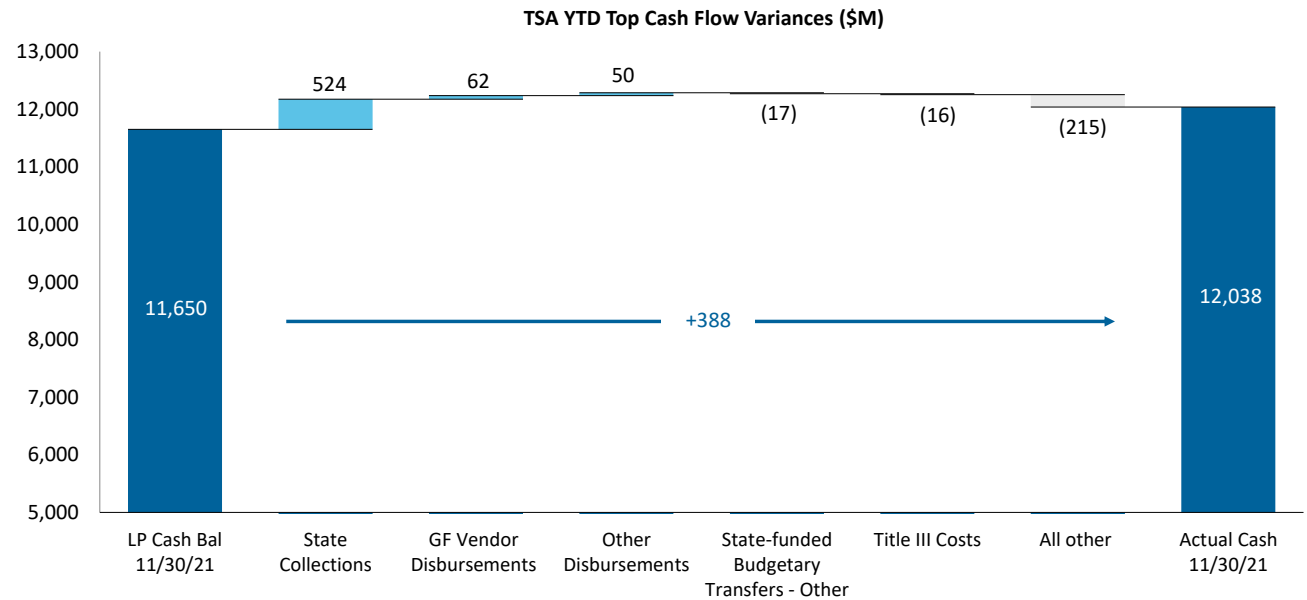
Net Cash Flow - YTD Actuals

- 1.) The primary cash driver of FY22 is state collections. Federal Fund inflows of \$3,671M represent 41% of YTD inflows, but are largely offset by Federal Fund disbursements, with YTD net deficit of -\$163M (Refer to page 13 for additional detail).



Net Cash Flow YTD Variance - LP vs. Actual

- 1.) State collections performing ahead of forecast are the largest positive YTD variance.



Puerto Rico Department of Treasury | AAFAP

TSA Cash Flow Actual Results as of November 30, 2021

	FY22 Actual November	FY22 LP November	Variance November	FY22 Actual YTD	FY22 LP YTD	FY21 Actual YTD (a)	Variance YTD vs LP
<i>(figures in Millions)</i>							
State Collections							
1 General fund collections (b)	\$859	\$790	\$69	\$4,692	\$4,280	\$4,556	\$411
2 Other fund revenues & Pass-throughs (c)	15	11	4	100	62	92	38
3 Special Revenue receipts	20	19	1	162	128	159	34
4 All Other state collections (d)	37	47	(10)	258	218	184	40
5 Sweep Account Transfers	—	—	—	—	—	1,024	—
6 Subtotal - State collections (e)	\$932	\$868	\$64	\$5,212	\$4,689	\$6,015	\$524
Federal Fund Receipts							
7 Medicaid	0	—	0	714	769	1,280	(55)
8 Nutrition Assistance Program	291	293	(1)	1,676	1,545	1,089	131
9 All Other Federal Programs	127	236	(109)	813	1,290	658	(476)
10 Other	55	—	55	468	157	315	311
11 Subtotal - Federal Fund receipts	\$474	\$529	(\$55)	\$3,671	\$3,760	\$3,341	(\$89)
Balance Sheet Related							
12 Paygo charge	41	35	6	202	175	243	27
13 Other	—	—	—	—	—	—	—
14 Subtotal - Other Inflows	\$41	\$35	\$6	\$202	\$175	\$243	\$27
15 Total Inflows	\$1,447	\$1,432	\$15	\$9,086	\$8,625	\$9,598	\$461
Payroll and Related Costs (f)							
16 General fund (i)	(221)	(226)	6	(1,085)	(1,074)	(1,112)	(11)
17 Federal fund	(163)	(96)	(68)	(445)	(447)	(193)	1
18 Other State fund	(14)	(12)	(1)	(68)	(58)	(76)	(10)
19 Subtotal - Payroll and Related Costs	(\$398)	(\$335)	(\$63)	(\$1,598)	(\$1,579)	(\$1,381)	(\$19)
Operating Disbursements (g)							
20 General fund (i)	(103)	(146)	42	(660)	(722)	(756)	62
21 Federal fund	(139)	(140)	1	(760)	(843)	(771)	83
22 Other State fund	(57)	(60)	3	(314)	(296)	(189)	(18)
23 Subtotal - Vendor Disbursements	(\$299)	(\$346)	\$46	(\$1,734)	(\$1,861)	(\$1,716)	\$127
State-funded Budgetary Transfers							
24 General Fund (i)	(250)	(232)	(18)	(1,249)	(1,295)	(825)	46
25 Other State Fund	(25)	(9)	(16)	(69)	(52)	(93)	(17)
26 Subtotal - Appropriations - All Funds	(\$275)	(\$241)	(\$34)	(\$1,318)	(\$1,347)	(\$918)	\$30
Federal Fund Transfers							
27 Medicaid	(3)	—	(3)	(712)	(769)	(1,280)	57
28 Nutrition Assistance Program	(306)	(293)	(13)	(1,683)	(1,545)	(1,090)	(138)
29 All other federal fund transfers	(35)	—	(35)	(235)	(90)	(93)	(145)
30 Subtotal - Federal Fund Transfers	(\$343)	(\$293)	(\$50)	(\$2,630)	(\$2,404)	(\$2,463)	(\$226)
Other Disbursements - All Funds							
31 Retirement Contributions	(209)	(215)	6	(1,062)	(1,076)	(1,084)	13
32 Tax Refunds & other tax credits (h) (i)	(20)	(15)	(5)	(246)	(233)	(305)	(13)
33 Title III Costs	(26)	(16)	(10)	(97)	(81)	(61)	(16)
34 State Cost Share	—	—	—	—	—	—	—
35 Milestone Transfers	—	(0)	0	—	(3)	(2)	3
36 Custody Account Transfers	(2)	(2)	(1)	(34)	(12)	—	(22)
37 Cash Reserve	—	—	—	—	—	—	—
38 All Other	—	—	—	—	(50)	(40)	50
39 Subtotal - Other Disbursements - All Funds	(\$258)	(\$248)	(\$9)	(\$1,440)	(\$1,454)	(\$1,493)	\$14
40 Total Outflows	(\$1,573)	(\$1,463)	(\$110)	(\$8,718)	(\$8,645)	(\$7,971)	(\$74)
41 Net Operating Cash Flow	(\$126)	(\$31)	(\$95)	\$367	(\$20)	\$1,627	\$388
42 Bank Cash Position, Beginning (j)	12,164	11,681	483	11,671	11,671	7,701	—
43 Bank Cash Position, Ending (j)	\$12,038	\$11,650	\$388	\$12,038	\$11,650	\$9,328	\$388

Note: Refer to the next page for footnote reference descriptions.

Puerto Rico Department of Treasury | AAFAF*FY21 TSA Cash Flow Actual Results - Footnotes*Footnotes:

- (a) Represents FY2021 actual results through November 30, 2020.
- (b) Represents gross tax collections received and deposited from all Hacienda Collection Posts, through the Hacienda Colecturia Virtual (online) and/or SURI. Additionally, as of the date of this report, this line item includes unreconciled collections due to DTPR transition to collecting various gross tax receipts through the new SURI system. The transition from the Hacienda Colecturia collections system to SURI is ongoing and as such, revenue concept detail for the general tax SURI collections is not available at this time for the portion of collections received by the new general tax SURI account. This resulted in timing-related unreconciled gross collections which will be retroactively allocated to each revenue concept as appropriate once this information becomes available.
- (c) These revenues are collected by DTPR and immediately appropriated.
- (d) Inflows related to the State Insurance Fund, the Department of Labor and Human Resources, the Commissioner of Financial Institutions, interest earned on TSA bank accounts and others. As of the date this report the TSA has received \$4M in interest income in FY22 from earnings on the TSA cash balance.
- (e) As of November 30, 2021, there are \$242M in collections in the SURI sweep account pending reconciliation and transfer to the
- (f) Represents total gross payroll. Gross payroll includes net payroll disbursed to government employees, cash transfers to the Police Department for payroll costs, and other payroll related costs (employee withholdings, social security, insurance, and other deductions).
- (g) Includes payments to third-party vendors as well as intergovernmental payments to agencies with separate Treasuries.
- (h) Includes Federally Funded Employee Retention Credits.
- (i) These line items include transfers out of the TSA related to the COVID-19 Emergency Measures Support Package. Total TSA outflows related to the COVID-19 Emergency Measures Support Package are approximately \$534M as of November 30, 2021. Of this amount, \$459M was disbursed in FY2020, \$75M in FY2021, and \$562k in FY2022.
- (j) Excludes BPPR Clawback Accounts (for clawback revenues prior to June 2016) of \$147M.

Puerto Rico Department of Treasury | AAFAF
General Fund Collections Summary

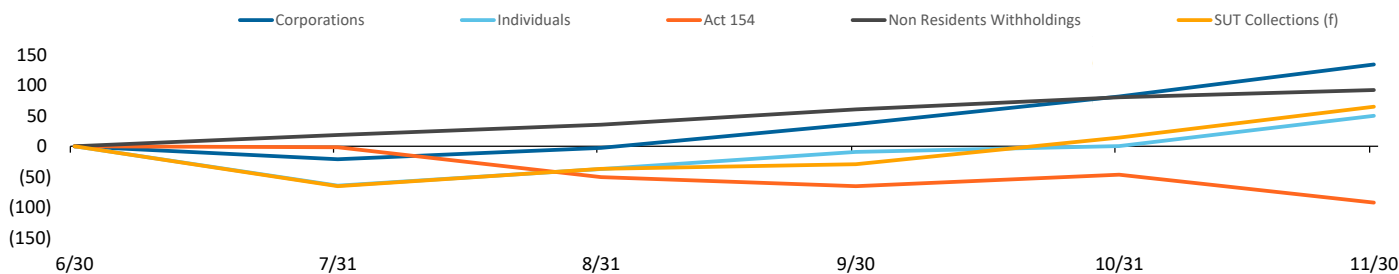
Key Takeaways / Notes

1.) Accumulated collections into TSA sweep accounts are now consistently transferred to the TSA with a 7-10 day lag. Motor Vehicle outperformance is the result of higher than expected vehicle sales. As of the date of this report, there were \$242M in collections in the SURI sweep account pending transfer to the TSA. Other General Fund revenue includes \$12M of collections pending reconciliation and allocation to specific concepts. This collections schedule will be updated as information becomes available.

General Fund Collections Year to Date: Actual vs. Forecast (\$M)

	Actual (a) YTD 11/30	LP YTD 11/30	Var \$ YTD 11/30	Var % YTD 11/30
General Fund Collections				
Corporations	\$767	\$638	\$129	20%
Current Year Collections	756	575	182	32%
Current Year CIT for FEDE (Act 73-2008) (b)	11	16	(5)	-30%
FY20 Deferrals/Extensions	-	48	(48)	-100%
Individuals	1,132	1,083	50	5%
Current Year Collections	1,132	994	138	14%
FY20 Deferrals/Extensions	-	89	(89)	-100%
Partnerships	104	34	70	204%
Act 154	578	670	(92)	-14%
Non Residents Withholdings	211	117	95	81%
Current Year Collections	205	113	92	81%
Current Year NRW for FEDE (Act 73-2008) (c)	6	4	2	66%
Motor Vehicles	259	194	65	33%
Rum Tax (c)	183	121	63	52%
Alcoholic Beverages	119	106	13	12%
Cigarettes (d)	54	61	(7)	-12%
HTA	184	225	(41)	-18%
Gasoline Taxes	46	57	(12)	-20%
Gas Oil and Diesel Taxes	4	7	(3)	-44%
Vehicle License Fees (\$15 portion)	12	13	(1)	-7%
Vehicle License Fees (\$25 portion)	28	43	(15)	-34%
Petroleum Tax	77	90	(12)	-14%
Other	17	15	2	14%
CRUDITA	47	80	(33)	-42%
Other FY20 Deferrals/Extensions (e)	-	-	-	NA
Other General Fund	242	206	36	18%
Total (e)	\$3,881	\$3,535	\$347	10%
SUT Collections (f)	811	746	65	9%
Current Year Collections	811	682	129	19%
FY20 Deferrals/Extensions	-	64	(64)	-100%
Total General Fund Collections	\$ 4,692	\$ 4,280	\$ 411	10%

YTD General Fund Receipts Cumulative Variance Liquidity Plan vs. Actual Cumulative Variance by Category (\$M)



Footnotes:

- (a) General Fund gross cash receipts by concept are approximated using net General Fund revenues adjusted for recurring monthly gross-ups and other adjustments.
- (b) Relates to income tax reserves that are subsequently passed through to PRIDCO.
- (c) Positive variance of +\$31M relates to timing of cash transfers to the TSA.
- (d) Includes some cigarette tax collections that are subsequently passed through to HTA, PRMBA and other.
- (e) This amount includes FY20 Income Tax from Partnerships.
- (f) SUT collections excludes PSTBA, FAM & CINE, and only includes the amounts deposited into the TSA for General Fund use.

Puerto Rico Department of Treasury | AAFAF
Other State Fund Collections Summary

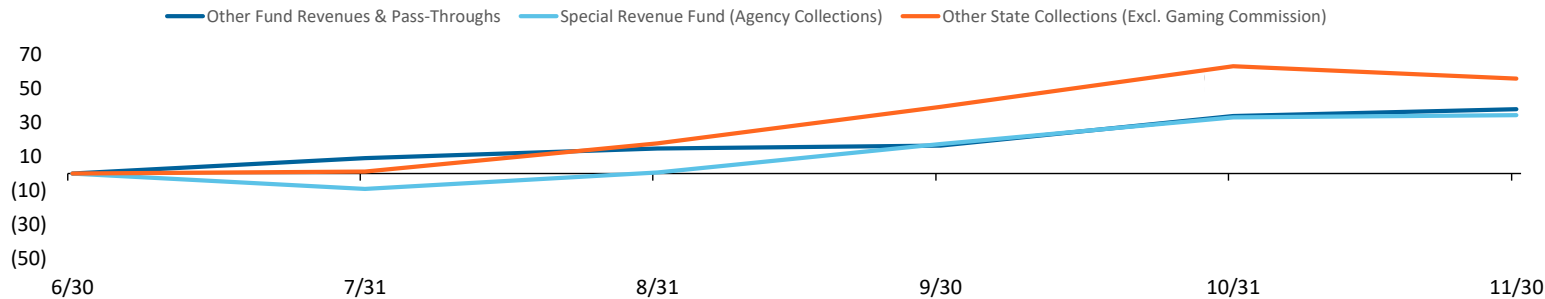
Key Takeaways / Notes

- 1.) Other state fund collections are ahead of the Liquidity Plan. "All Other" state collections positive variance is in part driven by \$25M reimbursed to the TSA by the Department of Labor and Human Resources for payroll and operating costs from prior fiscal years. This represents a permanent positive variance relative to the Liquidity Plan. Remaining variance is mostly assumed to be temporary due to timing, as special revenues and other collections may be received with irregular cadence.

Other State Fund Collections Year to Date: Actual vs. Forecast (\$M)

	Actual (a) YTD 11/30	LP YTD 11/30	Var \$ YTD 11/30	Var % YTD 11/30
Other State Fund Collections				
Other Fund Revenues & Pass-Throughs	\$100	\$62	\$38	61%
Electronic Lottery	21	8	14	183%
Cigarettes (PRITA)	15	15	-	0%
ASC Pass Through	6	9	(4)	-39%
ACCA Pass Through	34	30	4	12%
Other	24	-	24	NA
Special Revenue Fund (Agency Collections)	162	128	34	27%
Department of Education	1	9	(8)	-86%
Department of Health	24	21	4	17%
Department of State	6	10	(4)	-43%
All Other	131	88	43	49%
Other State Collections	258	218	40	18%
Bayamón University Hospital	1	2	(0)	-23%
Adults University Hospital (UDH)	19	13	6	42%
Pediatric University Hospital	8	6	2	29%
Commissioner of the Financial Institution	7	6	1	15%
Department of Housing	9	9	1	7%
Gaming Commission	90	105	(16)	-15%
All Other	124	76	47	62%
Total	\$520	\$408	\$112	28%

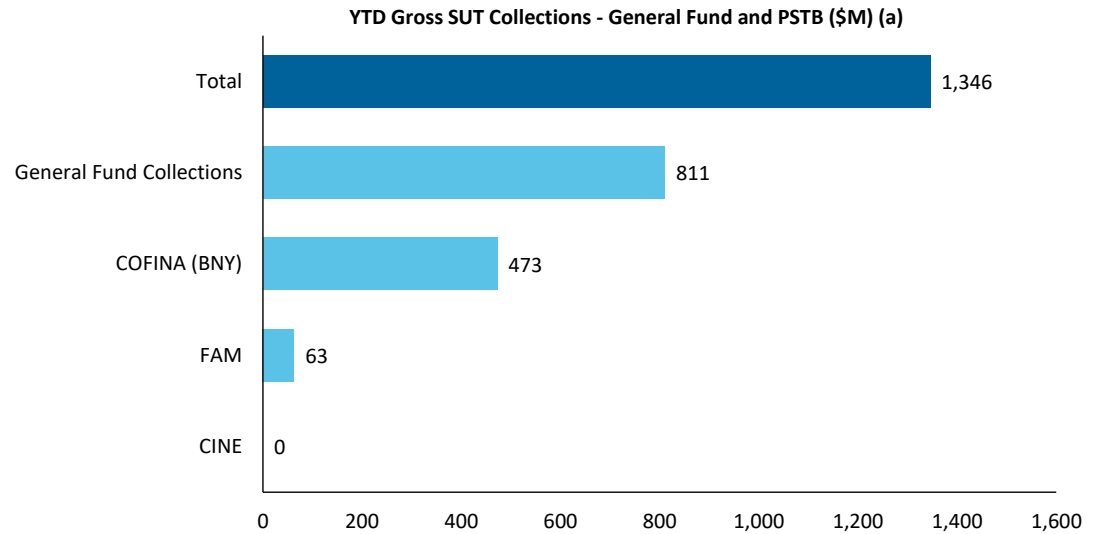
YTD Other State Fund Receipts Cumulative Variance Liquidity Plan vs. Actual Cumulative Variance by Category (\$M)



Puerto Rico Department of Treasury | AAFAF
Sales and Use Tax Collections Summary

Key Takeaways / Notes

- 1.) The proceeds from the Puerto Rico 10.5% SUT rate are allocated as follows: Of the 10.5%, 5.5% is deposited into a COFINA BNY Mellon account until the PSTBA cap is reached, and 4.5% is deposited into the General Fund. The remaining 0.5% is remitted to FAM. The PSTBA cap for FY22 is \$473 million.



Footnotes

- (a) This schedule reflects gross cash activity and is subject to revision based on periodic reconciliations and accounting adjustments.
- (b) As of November 30, 2021 there is \$36M in SUT collected pending verification and allocation. The verification process includes matching receipts with the appropriate returns and reconciling government account information. Once this process is complete, SUT funds are distributed in accordance with the COFINA Plan of Adjustment based on the ownership of funds and otherwise based on the limits on distributions established therein.

Puerto Rico Department of Treasury | AAFAF
Federal Funds Net Cash Flow Summary

Key Takeaways / Notes

- 1.) Receipts for the Nutritional Assistance Program (NAP) and Medicaid (ASES Pass-through) are received in advance of the subsequent pass through disbursements. Federal Funds received for Payroll and Vendor Payments are typically reimbursed following disbursement. Currently, there may be temporary surplus / (deficit) due timing differences relating to prior year carryover. Puerto Rico received \$2.24 billion from the Coronavirus Relief Fund (CRF) established under the CARES Act and \$2.5 billion of federal Coronavirus State & Local Fiscal Recovery funds (CSFRF). These funds are held in a separate account outside of TSA. Some of the measures funded by the accounts are initially paid out through TSA, and later reimbursed from the respective external account.

Monthly FF Net Surplus (Deficit)

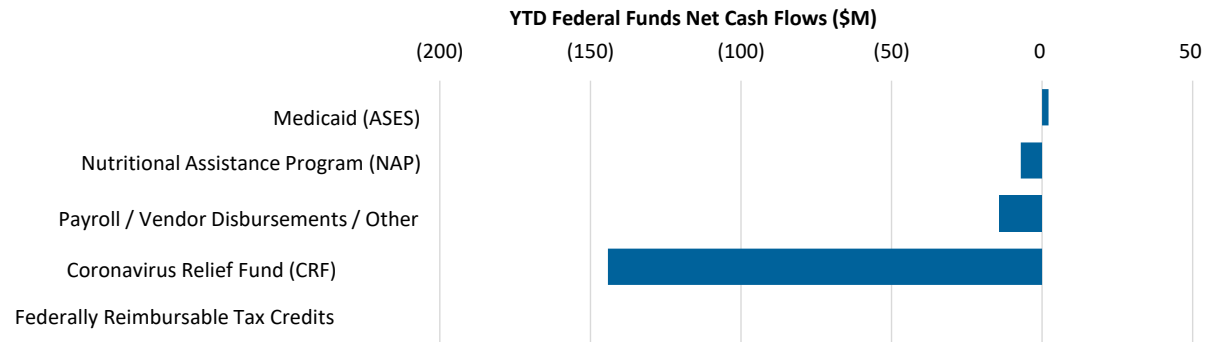
Medicaid (ASES)	
Nutritional Assistance Program (NAP)	
Payroll / Vendor Disbursements / Other Federal Programs	
Coronavirus Relief Fund (CRF)	
Federally Reimbursable Tax Credits	
Total (a)	

FF Inflows	FF Outflows	Net Cash Flow	LP Net Cash Flow	Variance
\$ 0	\$ (3)	\$ (2)	\$ -	\$ (2)
291	(306)	(14)	-	(14)
127	(178)	(51)	-	(51)
55	(159)	(105)	-	(105)
-	-	-	-	-
\$ 474	\$ (645)	\$ (172)	\$ -	\$ (172)

YTD Cumulative FF Net Surplus (Deficit)

Medicaid (ASES)	
Nutritional Assistance Program (NAP)	
Payroll / Vendor Disbursements / Other Federal Programs	
Coronavirus Relief Fund (CRF)	
Federally Reimbursable Tax Credits	
Total (a)	

FF Inflows	FF Outflows	Net Cash Flow	LP Net Cash Flow	Variance
\$ 714	\$ (712)	\$ 2	\$ -	\$ 2
1,676	(1,683)	(7)	-	(7)
813	(828)	(14)	-	(14)
468	(612)	(144)	42	(186)
-	-	-	25	(25)
\$ 3,671	\$ (3,835)	\$ (163)	\$ 68	\$ (231)



Footnotes

- (a) Please note that federal fund classification as represented here is based on the fund classification at the point of transaction. Agencies regularly review cash transactions and make accounting adjustments that result in fund reclassifications.

Puerto Rico Department of Treasury | AAFAF
 Payroll / Vendor Disbursements Summary

Key Takeaways / Notes : Gross Payroll

- 1.) Positive DOE variance decreased in November due to \$103M of COVID-related "Premium Pay" incentives. Negative variance for the Department of Correction & Rehabilitation is driven by \$20M of Premium Pay. These COVID-related payments represent permanent variance relative to the FY22 LP payroll projection; however, they are cash flow neutral as the TSA will be reimbursed for these distributions from CSLFRF funds held outside the TSA. Negative police payroll is due to \$3M of Premium Pay and \$20M of additional hazard pay in October. \$8M was also transferred to Police on 11/24 to fund the Christmas bonus. This was projected to occur on 12/9 in the LP, and as such this is a temporary variance that will unwind in December.

Gross Payroll (\$M) (a)	YTD
Agency	Variance
Department of Education	86
Department of Health	(17)
Department of Correction & Rehabilitation	(21)
Police	(54)
All Other Agencies	(13)
Total YTD Variance	\$ (19)

Key Takeaways / Notes : Vendor Disbursements

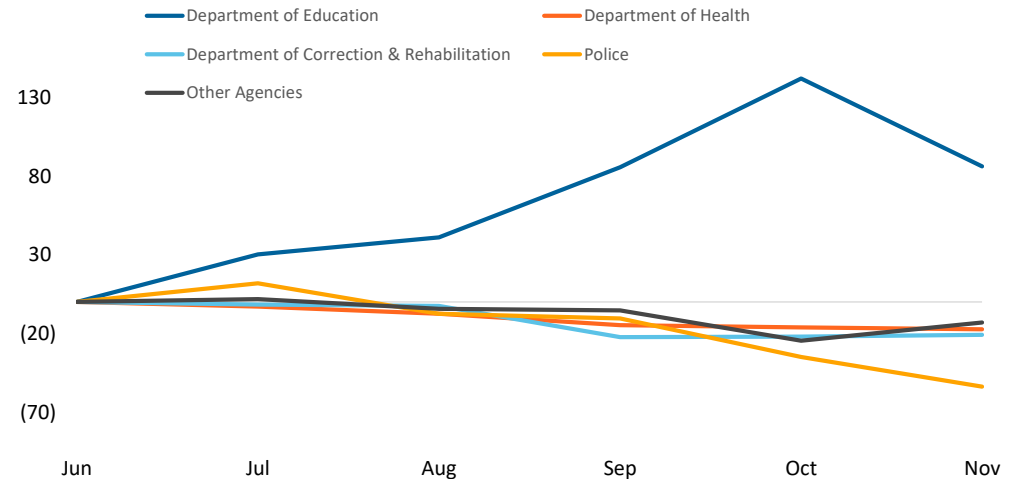
- 1.) Total YTD vendor payments are largely in line with forecast, though there are various offsetting variances within. Positive variance of \$244M for the Department of Education is primarily driven by lower than projected federal fund spending. Disbursements of CRF and CSLFRF funds by the Department of Treasury via the TSA drive \$67M of "Other Agencies" variance.

Vendor Disbursements (\$M)	YTD
Agency	Variance
Department of Education	244
Department of Health	(16)
Department of Correction and Rehabilitation	(7)
Department of Public Security	20
All Other Agencies	(113)
Total YTD Variance	\$ 127

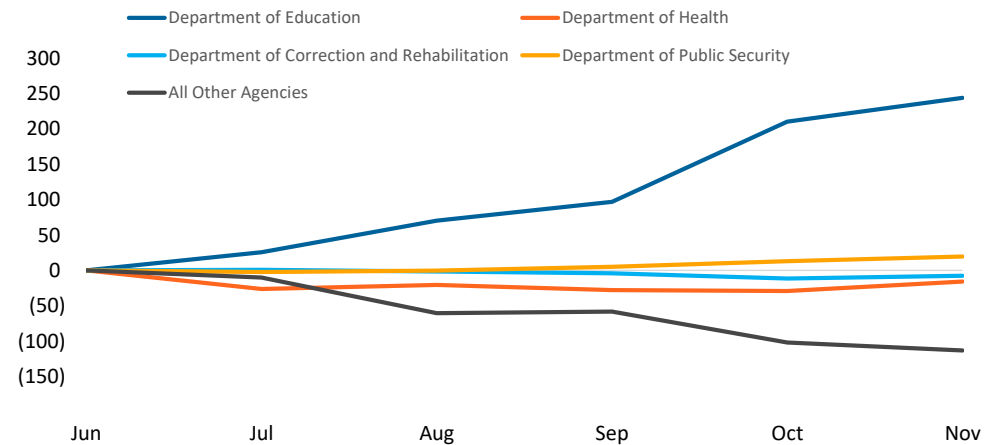
Footnotes

(a) Gross Payroll is equal to the sum of: (i) Net Payroll by Agency from the DTPR RHUM system; (ii) Other Payroll and (iii) Cash outlays for wage garnishments by Agency.

Cumulative YTD Variance - Payroll by Agency (\$M) (a)



Cumulative YTD Variance - Vendor Disbursements by Agency (\$M)

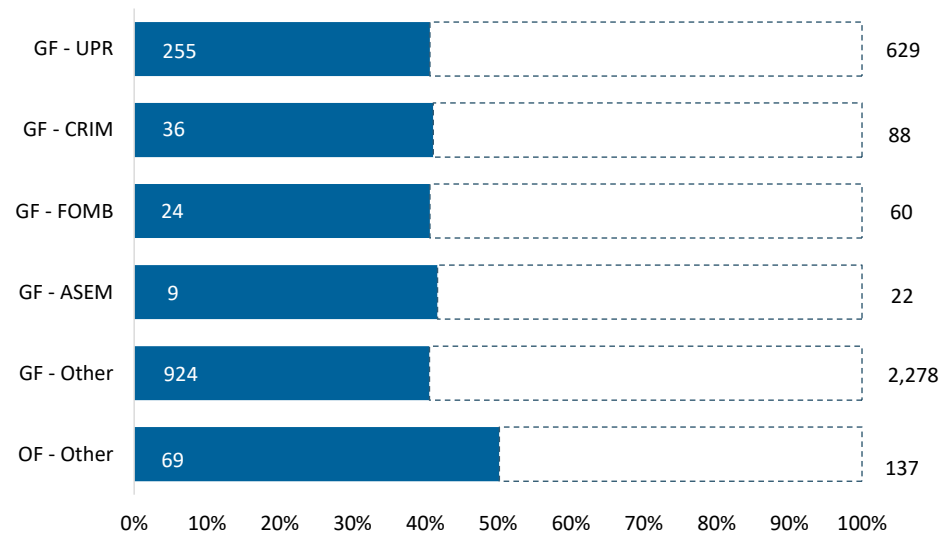


Puerto Rico Department of Treasury | AAFAF
State Funded Budgetary Transfers Summary

Key Takeaways / Notes

- 1.) General Fund appropriations are generally executed throughout the year on a consistent basis in the first week of a given month. The amount transferred each month is usually the sum of the receiving entity's budgeted amount for FY22 divided into twelve, subject to a 2.5% holdback through the first nine months of the fiscal year, to be disbursed during the fourth quarter following reconciliation of General Fund revenues to Fiscal Plan projections and subsequent approval and authorization for release by the Oversight Board and the Director of OMB. Other General Fund transfers and Other Fund transfers require the recognition of certain revenues within DTPR accounting records prior to sending funds to a receiving entity. The Liquidity Plan projected \$59M of HTA Capex funds carried over from FY21 would be transferred during September 2021. Only \$5.3M of these funds have been transferred at this time, driving the positive Other GF variance.

YTD FY2022 Budgeted Appropriations Executed (\$M)



Remaining Appropriation Budget (\$M)

Entity Name	Full Year		
	Actual YTD	Expectation	Remaining
GF - UPR	\$ 255	\$ 629	\$ 373
GF - CRIM	36	88	52
GF - FOMB	24	60	35
GF - ASEM	9	22	13
GF - Other	924	2,278	1,354
OF - Other	69	137	68
Total	\$ 1,318	\$ 3,212	\$ 1,895

YTD Appropriation Variance (\$M)

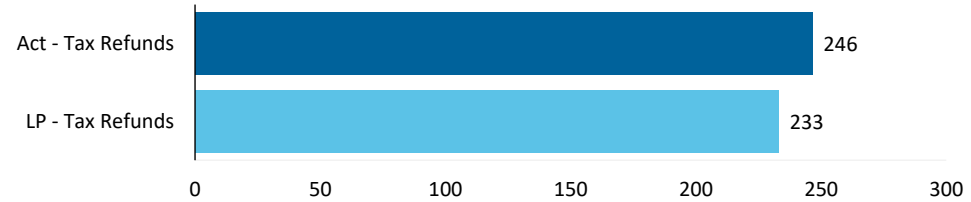
Entity Name	Liquidity Plan		
	Actual YTD	YTD	Variance
GF - UPR	\$ 255	\$ 255	\$ (0)
GF - CRIM	36	36	(0)
GF - FOMB	24	24	-
GF - ASEM	9	9	(0)
GF - Other	924	971	47
OF - Other	69	52	(17)
Total	\$ 1,318	\$ 1,347	\$ 30

Puerto Rico Department of Treasury | AAFAF
Tax Refunds / PayGo and Pensions Summary

Key Takeaways / Notes : Tax Refunds

- 1.) Tax refunds includes EITC distributions, refunds to individuals and seniors as well other tax credits.

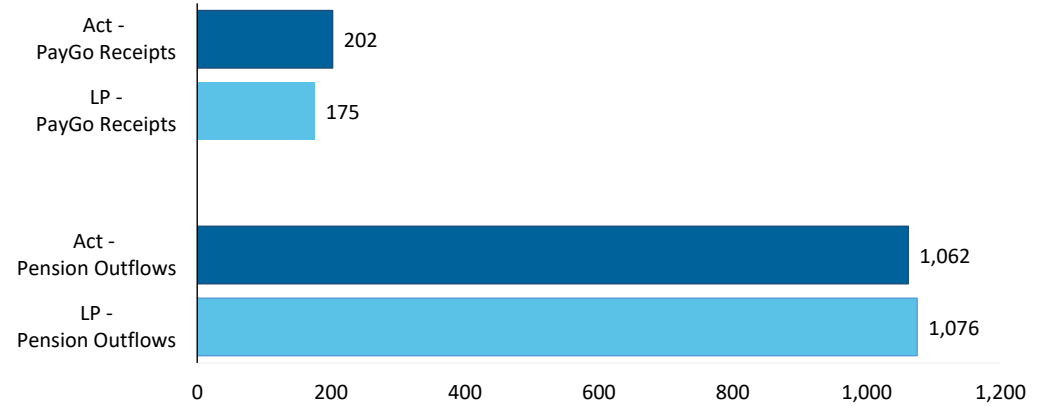
YTD Tax Refunds Disbursed (\$M)



Key Takeaways / Notes : Pension PayGo

- 1.) YTD PayGo Receipts are slightly higher than forecast. Further details on the status of PayGo can be found in the monthly PayGo Report on AAFAF's website.

YTD Pension PayGo and Outflows (\$M)



Puerto Rico Department of Treasury | AAFAF

Schedule A: Central Government - Live Web Portal AP by Payee Type (a) (b)

All Agencies

(figures in \$000s)

Continues and Continued...

ID	Agency Name	3rd Party Payables	Intergovernmental Payables	Total
71	Department of Health	\$ 153,199	\$ 70,629	\$ 223,828
81	Department of Education	90,165	13,431	103,596
123	Families and Children Administration	35,515	207	35,722
271	Office of Information Technology and Communications	33,418	-	33,418
25	Hacienda (entidad interna - fines de contabilidad)	31,223	432	31,655
45	Department of Public Security	28,881	4	28,886
122	Department of the Family	25,603	56	25,659
49	Department of Transportation and Public Works	22,825	12	22,837
127	Administration for Socioeconomic Development of the Famil	15,926	229	16,155
50	Department of Natural and Environmental Resources	14,566	30	14,596
311	Gaming Comission	14,154	0	14,154
38	Department of Justice	13,791	184	13,976
329	Socio-Economic Development Office	12,980	43	13,023
137	Department of Correction and Rehabilitation	12,336	12	12,348
78	Department of Housing	12,307	1	12,308
43	Puerto Rico National Guard	10,443	53	10,496
95	Mental Health and Addiction Services Administration	9,662	85	9,747
67	Department of Labor and Human Resources	8,067	4	8,071
87	Department of Sports and Recreation	7,659	162	7,822
126	Vocational Rehabilitation Administration	6,014	1	6,015
124	Child Support Administration	5,307	85	5,392
31	General Services Administration	4,938	58	4,996
21	Emergency Management and Disaster Administration Agency	4,476	65	4,541
120	Veterans Advocate Office	4,353	2	4,355
14	Environmental Quality Board	3,830	328	4,158
241	Administration for Integral Development of Childhood	2,002	921	2,922
24	Department of the Treasury	2,381	-	2,381
10	General Court of Justice	2,376	1	2,377
28	Commonwealth Election Commission	2,233	-	2,233
133	Natural Resources Administration	1,876	149	2,025
16	Office of Management and Budget	1,988	4	1,992
15	Office of the Governor	1,933	25	1,958
22	Office of the Commissioner of Insurance	1,880	-	1,880
55	Department of Agriculture	1,796	0	1,797
23	Department of State	1,322	-	1,322
18	Planning Board	1,221	-	1,221
290	State Energy Office of Public Policy	1,180	-	1,180
40	Puerto Rico Police	1,039	13	1,051

Puerto Rico Department of Treasury | AAFAF

Schedule A: Central Government - Live Web Portal AP by Payee Type (a) (b)

All Agencies

(figures in \$000s)

Continues and Continued...

ID	Agency Name	3rd Party Payables	Intergovernmental Payables	Total
105	Industrial Commission	849	191	1,040
152	Elderly and Retired People Advocate Office	941	0	942
298	Public Service Regulatory Board	752	0	752
220	Correctional Health	689	-	689
189	Institute of Forensic Sciences	575	-	575
35	Industrial Tax Exemption Office	559	1	560
26	Special Appropriations for the Central Government Retireme	523	-	523
273	Permit Management Office	498	-	498
266	Office of Public Security Affairs	395	48	443
242	PPD Central Committee	427	-	427
141	Telecommunication's Regulatory Board	427	-	427
272	Office of the Inspector General of the Government of Puerto	418	-	418
96	Women's Advocate Office	409	-	409
155	State Historic Preservation Office	376	4	380
65	Public Services Commission	302	0	302
89	Horse Racing Industry and Sport Administration	233	-	233
153	Advocacy for Persons with Disabilities of the Commonwealth	203	-	203
30	Office of Administration and Transformation of HR in the Gov	178	-	178
75	Office of the Financial Institutions Commissioner	152	-	152
296	Com Audit Int Cred Publico	150	-	150
244	PIP Central Committee	148	-	148
243	PNP Central Committee	121	-	121
226	Joint Special Counsel on Legislative Donations	108	-	108
69	Department of Consumer Affairs	88	0	88
60	Citizen's Advocate Office (Ombudsman)	67	0	67
42	Firefighters Corps	64	-	64
	Other	226	-	226
Total		\$ 614,745	\$ 87,472	\$ 702,217

Footnotes:

- (a) Data presented above represents the Central Government live AP Web Portal repository of third party and intergovernmental invoices by agency, implemented in FY2019. The full transition to managing central government payables through the web portal is complete, however government agencies and vendors continue to analyze the information contained in this report to ensure its accuracy. Ongoing efforts with the largest agencies and their vendors to implement the appropriate processes and controls needed to realize improvements in reporting and efficiency continue as of the date of this report.
- (b) On a go-forward basis, vendors submit invoices for approval through the live AP Web Portal where they are logged electronically, matched with the appropriate purchase order or other relevant documentation, and approved / vouchered at the agency level through the online interface.

Puerto Rico Department of Treasury | AAFAF

Schedule B: Central Government - Live Web Portal AP Aging (a) (b)

All Agencies

(figures in \$000s)

Continues and Continued...

ID	Agency Name	0 - 30	31 - 60	61 - 90	Over 90 days	Total
71	Department of Health	\$ 24,472	\$ 23,429	\$ 9,853	\$ 166,073	\$ 223,828
81	Department of Education	33,343	36,124	8,794	25,336	103,596
123	Families and Children Administration	1,953	960	1,771	31,037	35,722
271	Office of Information Technology and Communications	460	1,616	543	30,799	33,418
25	Hacienda (entidad interna - fines de contabilidad)	1,906	1,387	301	28,060	31,655
45	Department of Public Security	1,646	1,257	935	25,047	28,886
122	Department of the Family	838	734	548	23,539	25,659
49	Department of Transportation and Public Works	777	210	151	21,699	22,837
127	Administration for Socioeconomic Development of the Famil	1,093	1,355	2,165	11,542	16,155
50	Department of Natural and Environmental Resources	3,038	1,018	247	10,293	14,596
311	Gaming Comission	7,055	1,208	1,289	4,602	14,154
38	Department of Justice	1,283	1,864	81	10,748	13,976
329	Socio-Economic Development Office	18	3,450	3	9,551	13,023
137	Department of Correction and Rehabilitation	1,422	1,256	950	8,719	12,348
78	Department of Housing	947	273	279	10,809	12,308
43	Puerto Rico National Guard	279	513	586	9,118	10,496
95	Mental Health and Addiction Services Administration	3,186	813	1,756	3,992	9,747
67	Department of Labor and Human Resources	1,916	1,456	326	4,372	8,071
87	Department of Sports and Recreation	39	107	27	7,649	7,822
126	Vocational Rehabilitation Administration	888	358	252	4,516	6,015
124	Child Support Administration	385	908	849	3,251	5,392
31	General Services Administration	154	19	50	4,773	4,996
21	Emergency Management and Disaster Administration Agency	-	-	-	4,541	4,541
120	Veterans Advocate Office	530	3	0	3,822	4,355
14	Environmental Quality Board	550	119	278	3,211	4,158
241	Administration for Integral Development of Childhood	187	336	280	2,118	2,922
24	Department of the Treasury	1,974	237	37	133	2,381
10	General Court of Justice	148	178	176	1,875	2,377
28	Commonwealth Election Commission	133	437	25	1,639	2,233
133	Natural Resources Administration	-	-	-	2,025	2,025
16	Office of Management and Budget	141	184	209	1,458	1,992
15	Office of the Governor	46	39	9	1,864	1,958
22	Office of the Commissioner of Insurance	71	50	46	1,713	1,880
55	Department of Agriculture	52	12	106	1,626	1,797
23	Department of State	673	166	16	467	1,322
18	Planning Board	291	410	223	297	1,221
290	State Energy Office of Public Policy	-	-	-	1,180	1,180
40	Puerto Rico Police	-	-	-	1,051	1,051
105	Industrial Commission	52	77	62	848	1,040
152	Elderly and Retired People Advocate Office	234	142	79	487	942
298	Public Service Regulatory Board	73	89	43	548	752
220	Correctional Health	38	379	2	270	689

Puerto Rico Department of Treasury | AAFAF

Schedule B: Central Government - Live Web Portal AP Aging (a) (b)

All Agencies

(figures in \$000s)

Continues and Continued...

ID	Agency Name	0 - 30	31 - 60	61 - 90	Over 90 days	Total
189	Institute of Forensic Sciences	174	170	224	7	575
35	Industrial Tax Exemption Office	0	0	1	559	560
26	Special Appropriations for the Central Government Retireme	53	56	60	353	523
273	Permit Management Office	14	14	14	456	498
266	Office of Public Security Affairs	1	163	12	267	443
242	PPD Central Committee	-	-	-	427	427
141	Telecommunication's Regulatory Board	-	-	-	427	427
272	Office of the Inspector General of the Government of Puerto	14	2	28	374	418
96	Women's Advocate Office	66	10	-	334	409
155	State Historic Preservation Office	88	8	47	237	380
65	Public Services Commission	-	-	-	302	302
89	Horse Racing Industry and Sport Administration	-	-	-	233	233
153	Advocacy for Persons with Disabilities of the Commonwealth	7	9	8	179	203
30	Office of Administration and Transformation of HR in the Gov	4	3	150	21	178
75	Office of the Financial Institutions Commissioner	21	1	3	128	152
296	Com Audit Int Cred Publico	-	-	-	150	150
244	PIP Central Committee	-	-	-	148	148
243	PNP Central Committee	-	-	-	121	121
226	Joint Special Counsel on Legislative Donations	1	0	2	106	108
69	Department of Consumer Affairs	13	0	2	73	88
60	Citizen's Advocate Office (Ombudsman)	9	5	1	52	67
42	Firefighters Corps	-	-	-	64	64
	Other	57	6	2	161	226
Total		\$ 92,812	\$ 83,623	\$ 33,905	\$ 491,877	\$ 702,217

Footnotes:

- (a) Data presented above represents the Central Government live AP Web Portal repository of third party and intergovernmental invoices by agency, implemented in FY2019. The full transition to managing central government payables through the web portal is complete, however government agencies and vendors continue to analyze the information contained in this report to ensure its accuracy. Ongoing efforts with the largest agencies and their vendors to implement the appropriate processes and controls needed to realize improvements in reporting and efficiency continue as of the date of this report.
- (b) On a go-forward basis, vendors submit invoices for approval through the live AP Web Portal where they are logged electronically, matched with the appropriate purchase order or other relevant documentation, and approved / vouchered at the agency level through the online interface.

Puerto Rico Department of Treasury | AAFAF
Schedule C: Central Government - Live Web Portal AP
Intragovernmental Only (a) (b)

(figures in \$000s)

Invoicer	ID - Central Government Agency																Other										
	71 - Department of Health	81 - Department of Education	123 - Families and Children Administration	271 - Office of IT and Communications	25 - Hacienda (entidad interna - fines de contabilidad)	45 - Department of Public Security	122 - Department of the Family	49 - Department of Transportation and Public Works	127 - ADSEF	50 - Dept. of Natural and Environmental Resources	311 - Gaming Commission	38 - Department of Justice	329 - Socio-Economic Development Office	137 - Department of Correction and Rehabilitation	78 - Department of Housing	43 - Puerto Rico National Guard		95 - Mental Health and Addiction Services Admin	67 - Department of Labor and Human Resources	87 - Department of Sports and Recreation	126 - Vocational Rehabilitation Administration	124 - Child Support Administration	31 - General Services Administration	21 - Emergency Management and Disaster Admin	120 - Veterans Advocate Office	14 - Environmental Quality Board	
87,472	70,629	13,431	207	-	432	4	56	12	229	30	0	184	43	12	1	53	85	4	162	1	85	58	65	2	328	1,358	
Medical Services Administration	52,287	52,282	-	-	-	-	-	-	-	-	-	-	-	0	-	-	6	-	-	-	-	-	-	-	-	-	-
Public Buildings Authority	16,669	9,699	6,048	-	-	-	-	-	-	-	-	-	-	-	-	-	2	-	-	-	-	-	-	-	-	-	921
PRASA	3,548	32	3,355	-	-	-	-	-	-	8	-	22	-	-	-	2	-	-	76	-	-	44	-	-	-	-	10
Department of Health	3,129	3,127	-	-	-	-	-	-	-	-	-	-	-	2	-	-	-	-	-	-	-	-	-	-	-	-	-
PREPA	1,839	611	1,229	-	-	-	-	-	-	-	-	-	-	-	-	-	-	-	-	-	-	-	-	-	-	-	-
University of Puerto Rico	1,802	1,409	343	-	-	-	-	-	4	21	-	-	-	-	-	-	-	0	-	0	-	-	-	-	-	23	
Department of the Treasury	758	675	-	1	-	-	-	-	-	-	-	3	-	-	-	-	78	-	-	-	-	-	-	-	-	0	
Infrastructure Financing Authority	637	637	-	-	-	-	-	-	-	-	-	-	-	-	-	-	-	-	-	-	-	-	-	-	-	0	
Agricultural Enterprises Development Administrat...	617	-	617	-	-	-	-	-	-	-	-	-	-	-	-	-	-	-	-	-	-	-	-	-	-	-	-
Municipio De Aguada	445	404	42	-	-	-	-	-	-	-	-	-	-	-	-	-	-	-	-	-	-	-	-	-	-	-	-
Health Insurance Administration	420	-	-	-	420	-	-	-	-	-	-	-	-	-	-	-	-	-	-	-	-	-	-	-	-	-	-
Cardiovascular Center Corporation of Puerto Rico...	283	283	-	-	-	-	-	-	-	-	-	-	-	-	-	-	-	-	-	-	-	-	-	-	-	-	-
Department of Labor and Human Resources	272	-	262	10	-	-	-	-	-	-	-	-	-	-	-	-	-	-	-	-	-	-	-	-	-	-	-
Administration Retirement System of Government E...	271	-	-	-	-	-	-	-	-	-	-	-	-	-	-	-	-	-	-	-	-	-	-	-	271	-	
Municipio De Caguas	252	-	252	-	-	-	-	-	-	-	-	-	-	-	-	-	-	-	-	-	-	-	-	-	-	-	-
General Services Administration	236	138	44	1	-	-	-	-	-	-	-	-	-	-	-	-	(0)	-	1	-	1	-	-	-	50	1	
Municipio De Yauco	220	-	220	-	-	-	-	-	-	-	-	-	-	-	-	-	-	-	-	-	-	-	-	-	-	-	-
State Insurance Fund Corporation	210	-	12	-	-	-	-	-	-	-	-	-	-	-	-	-	-	-	-	-	-	-	-	-	-	198	
Municipio De Comerio	208	168	40	-	-	-	-	-	-	-	-	-	-	-	-	-	-	-	-	-	-	-	-	-	-	-	-
Municipio De Trujillo Alto	204	204	-	-	-	-	-	-	-	-	-	-	-	-	-	-	-	-	-	-	-	-	-	-	-	-	-
Municipio De Carolina	204	158	-	40	-	-	5	-	-	-	-	-	-	-	-	-	-	-	-	-	-	-	-	-	-	-	-
Municipio De Canovanas	192	192	-	-	-	-	-	-	-	-	-	-	-	-	-	-	-	-	-	-	-	-	-	-	-	-	-
Teacher Retirement System	191	181	11	-	-	-	-	-	-	-	-	-	-	-	-	-	-	-	-	-	-	-	-	-	-	-	-
Municipio De Orocovis	154	-	154	-	-	-	-	-	-	-	-	-	-	-	-	-	-	-	-	-	-	-	-	-	-	-	-
Municipio Autonomo De Caguas	144	-	-	-	-	-	-	-	85	-	59	-	-	-	-	-	-	-	-	-	-	-	-	-	-	-	-
Municipio De Luquillo	134	134	-	-	-	-	-	-	-	-	-	-	-	-	-	-	-	-	-	-	-	-	-	-	-	-	-
Institute of Forensic Sciences	129	110	-	-	-	4	0	0	0	0	0	0	10	1	1	0	0	0	0	0	0	-	-	-	-	2	
Land Administration	127	-	1	-	0	-	-	-	-	-	-	-	-	-	-	-	-	-	0	-	-	-	-	-	-	125	
Municipio De San Lorenzo	108	-	106	-	-	-	2	-	-	-	-	-	-	-	-	-	-	-	-	-	-	-	-	-	-	-	-
Municipio De Villalba	100	-	100	-	-	-	-	-	-	-	-	-	-	-	-	-	-	-	-	-	-	-	-	-	-	-	-
US Postal Service	96	2	0	-	-	-	-	12	-	-	0	-	-	-	-	-	-	4	-	-	75	-	2	-	-	-	
Municipio De Cabo Rojo	93	-	93	-	-	-	-	-	-	-	-	-	-	-	-	-	-	-	-	-	-	-	-	-	-	-	-
Municipio De Guayama	93	-	93	-	-	-	-	-	-	-	-	-	-	-	-	-	-	-	-	-	-	-	-	-	-	-	-
Puerto Rico Police	86	5	2	-	-	-	-	-	-	-	75	-	-	-	-	-	-	-	-	-	-	-	-	-	-	4	
Municipio De Mayaguez	86	-	78	-	-	-	8	-	-	-	-	-	-	-	-	-	-	-	-	-	-	-	-	-	-	-	
Mental Health and Addiction Services Administrat...	75	-	-	75	-	-	-	-	-	-	-	-	-	-	-	-	-	-	-	-	-	-	-	-	-	-	-
Municipio De Vega Baja	74	-	6	-	13	-	-	-	55	-	-	-	-	-	-	-	-	-	-	-	-	-	-	-	-	-	-
Municipio De Cidra	66	-	-	-	-	-	-	-	61	-	5	-	-	-	-	-	-	-	-	-	-	-	-	-	-	-	-
Emergency Management and Disaster Administration...	61	-	-	-	-	-	-	-	-	-	-	-	-	-	-	-	-	-	-	-	-	61	-	-	-	-	-
Municipio De Coamo	56	-	11	-	-	-	-	-	-	-	-	-	-	-	-	-	-	45	-	-	-	-	-	-	-	-	-
Municipio De Rio Grande	53	-	53	-	-	-	-	-	-	-	-	-	-	-	-	-	-	-	-	-	-	-	-	-	-	-	-
US Department of the Treasury	50	-	-	-	-	-	-	-	-	-	-	-	-	-	50	-	-	-	-	-	-	-	-	-	-	-	-
Municipio De Manati	47	-	-	-	-	-	-	-	-	-	-	-	-	-	-	-	-	-	-	-	-	-	-	-	-	47	
Municipio De Cayey	46	17	29	-	-	-	-	-	-	-	-	-	-	-	-	-	-	-	-	-	-	-	-	-	-	-	-
Municipio De Humacao	39	-	39	-	-	-	-	-	-	-	-	-	-	-	-	-	-	-	-	-	-	-	-	-	-	-	-
Industrial Development Company	38	-	24	-	-	-	-	-	-	-	13	-	-	-	-	-	-	-	-	-	-	-	-	-	-	1	
Municipio De Yabucoa	36	-	36	-	-	-	-	-	-	-	-	-	-	-	-	-	-	-	-	-	-	-	-	-	-	-	-
Municipio De San Juan	36	-	-	14	-	-	-	-	-	-	-	-	-	-	-	-	-	-	-	-	-	-	-	-	-	23	
Municipio Bayamon	35	-	35	-	-	-	-	-	-	-	-	-	-	-	-	-	-	-	-	-	-	-	-	-	-	-	-
Department of Transportation and Public Works	35	-	-	-	-	-	-	-	-	-	-	-	-	-	-	-	-	-	35	-	-	-	-	-	-	-	-
Other	482	161	96	67	-	0	41	-	24	1	-	20	30	-	-	-	0	5	-	10	15	3	-	6	3		

(a) Data presented above represents the Central Government live AP Web Portal repository of third party and intergovernmental invoices by agency, implemented in FY2019. The full transition to managing central government payables through the web portal is complete, however government agencies and vendors continue to analyze the information contained in this report to ensure its accuracy. Ongoing efforts with the largest agencies and their vendors to implement the appropriate processes and controls needed to realize improvements in reporting and efficiency continue as of the date of this report.

(b) On a go-forward basis, vendors submit invoices for approval through the live AP Web Portal where they are logged electronically, matched with the appropriate purchase order or other relevant documentation, and approved / vouchered at the agency level through the online interface.