



Puerto Rico Department of Treasury

Treasury Single Account ("TSA") FY 2022 Cash Flow

As of October 1, 2021

Disclaimer

- The Puerto Rico Fiscal Agency and Financial Advisory Authority (“AAFAF”), the Government of Puerto Rico (the “Government”), and each of their respective officers, directors, employees, agents, attorneys, advisors, members, partners or affiliates (collectively, with AAFAF and the Government the “Parties”) make no representation or warranty, express or implied, to any third party with respect to the information contained herein and all Parties expressly disclaim any such representations or warranties.
- The Parties do not owe or accept any duty or responsibility to any reader or recipient of this presentation, whether in contract or tort, and shall not be liable for or in respect of any loss, damage (including without limitation consequential damages or lost profits) or expense of whatsoever nature of such third party that may be caused by, or alleged to be caused by, the use of this presentation or that is otherwise consequent upon the gaining of access to this document by such third party.
- This document does not constitute an audit conducted in accordance with generally accepted auditing standards, an examination of internal controls or other attestation or review services in accordance with standards established by the American Institute of Certified Public Accountants or any other organization. Nor does this document constitute an audit of compliance with any other federal law, rule, or regulation. Accordingly, the Parties do not express an opinion or any other form of assurance on the financial statements or any financial or other information or the internal controls of the Government and the information contained herein.
- Any statements and assumptions contained in this document, whether forward-looking or historical, are not guarantees of future performance and involve certain risks, uncertainties, estimates and other assumptions made in this document. The economic and financial condition of the Government and its instrumentalities is affected by various financial, social, economic, environmental and political factors. These factors can be very complex, may vary from one fiscal year to the next and are frequently the result of actions taken or not taken, not only by the Government and its agencies and instrumentalities, but also by entities such as the government of the United States. Because of the uncertainty and unpredictability of these factors, their impact cannot be included in the assumptions contained in this document. Future events and actual results may differ materially from any estimates, projections, or statements contained herein. Nothing in this document should be considered as an express or implied commitment to do or take, or to refrain from taking, any action by AAFAF, the Government, or any government instrumentality in the Government or an admission of any fact or future event. Nothing in this document shall be considered a solicitation, recommendation or advice to any person to participate, pursue or support a particular course of action or transaction, to purchase or sell any security, or to make any investment decision.
- By receiving this document, the recipient shall be deemed to have acknowledged and agreed to the terms of these limitations.
- This document may contain capitalized terms that are not defined herein, or may contain terms that are discussed in other documents or that are commonly understood. You should make no assumptions about the meaning of capitalized terms that are not defined, and you should consult with advisors of AAFAF should clarification be required.

Glossary

Term	Definition
ACAA	- Automobile Accident Compensation Administration, or Administración de Compensaciones por Accidentes de Automoviles, is a component unit of the Commonwealth of Puerto Rico.
Act 154	- Act 154 means Act No. 154-2010, which, inter alia, imposes a temporary excise tax on the acquisition by multinationals of certain property manufactured or produced in whole or in part in Puerto Rico and on the acquisition of certain manufacturing services carried out in Puerto Rico. The Act 154 temporary excise tax expires on December 31, 2027.
AFI / PRIFA	- Infrastructure Financing Authority.
ASC	- Compulsory Liability Insurance, private insurance company.
ASES	- Puerto Rico Health Insurance Administration, a public corporation and component unit of the Commonwealth of Puerto Rico.
CINE	- Puerto Rico Cinema Fund, a recipient of certain assigned sales and use tax revenues.
COFINA	- Puerto Rico Sales Tax Financing Corporation.
Deferred General Fund Receipts	- Revenues pertaining to Fiscal Year 2020, such as individual and corporate income taxes, that are collected in subsequent fiscal years due to various executive orders and tax extensions in response to the COVID-19 pandemic.
DTPR	- Department of the Treasury of Puerto Rico.
DTPR Collection System	- This is the software system that DTPR uses for collections.
FAM	- Municipal Fund Administration, a recipient of certain assigned sales and use tax revenues.
General Fund Collections	- All gross tax collections received and deposited into the TSA from all Hacienda Collection Posts, through the Hacienda Colecturia Virtual (online), and/or SURI, as well as certain pass-through collections and others.
General Fund	- General Fund (Operating Fund) means the Commonwealth principal operating fund; disbursements from such fund are generally approved through the Commonwealth's annual budgeting process.
Gross Payroll	- Gross Payroll is equal to the sum of: (i) Net Payroll from the DTPR RHUM system; (ii) Other Payroll and (iii) Cash outlays for wage garnishments by Agency.
HTA	- Puerto Rico Highways and Transportation Authority, a public corporation and a component unit of the Commonwealth of Puerto Rico.
Liquidity Plan (LP)	- The Liquidity Plan is the translation of the Certified Fiscal Plan ("CFP") and Certified Budget ("Budget") into a cash flow projection. The TSA Liquidity Plan encompasses all cash flow activity within the TSA. Certain cash flow activity is contemplated in the CFP and Budget, but occurs outside the TSA. Cash flow bridges from the TSA to the CFP and Budget have been included to facilitate comparison.
NAP	- NAP, or the Nutrition Assistance Program, also known as PAN, or Programa de Asistencia Nutricional is a federal assistance nutritional program provided by the United States Department of Agriculture (USDA) solely to Puerto Rico.
Other Payroll	- Other Payroll expenses relate to employee withholdings, social security, insurance, and other deductions.
Other State Collections	- Inflows related to various Health Department programs, the State Insurance Fund, the Commissioner of Financial Institutions, interest earned on TSA bank accounts and others.
PayGo	- PayGo - Puerto Rico pension system that is funded through a pay-as-you-go system. Retirement benefits expenses of government employers are paid by the central government and reimbursed by the employers, with such funds received by the TSA.
PREPA	- Puerto Rico Electric Power Authority, a public corporation and a component unit of the Commonwealth of Puerto Rico.
PRITA	- Puerto Rico Integrated Transport Authority, a public corporation and component unit of the Commonwealth of Puerto Rico.
PSTBA	- The PSTBA is an amount established under Act 91-2006, as amended, and the Sales Tax Revenue Bond Resolution, as amended and restated on June 10, 2009 (the "Bond Resolution"), that currently must be received by COFINA from 5.5% of the SUT before the Commonwealth can receive any of the other 5.5% SUT.
Public Corporation	- Public corporations are governmental authorities with autonomous structure separate from the central government administration and with independent treasury functions.
RHUM System	- This is the software system that DTPR uses for payroll.
SIFC	- State Insurance Fund Corporation, a public corporation and a component unit of the Commonwealth of Puerto Rico.
Special Revenue Receipts	- Collections made by central government agencies at collection posts for services rendered by the agencies as well as fees, licenses, permits, fines and others.
SURI	- Sistema Unificada de Rentas Internas is the new digital tool of the Department of the Treasury that will allow integration and streamlining of the administration of taxes and revenues and eliminate the complexity of the current systems for the benefit of the Treasury and the taxpayers.
Sweep Account Transfers	- Transfers of Fiscal Year 2020 collections in the SURI sweep account to the TSA during Fiscal Year 2021. The closing balance of the sweep account on June 30, 2020, was \$1,024 million.
TSA	- Treasury Single Account, the Commonwealth's main operational bank account (concentration account) in which a majority of receipts from Governmental funds are deposited and from which most expenses are disbursed. TSA receipts include tax collections, charges for services, intergovernmental collections, the proceeds of short and long-term debt issuances and amounts held in custody by the Secretary of the Treasury for the benefit of the Commonwealth's fiduciary funds. Only a portion of the revenues received by the TSA is included in the annual General Fund budget presented to the Puerto Rico Legislative Assembly for approval. Other revenues are separately assigned by law to certain agencies or public corporations but still flow through the TSA.

Introduction

- Enclosed is the weekly Treasury Single Account ("TSA") cash flow report and supporting schedules with weekly YTD FY2022 actual results compared to the FY2022 Liquidity Plan and FY2021 actual results.
- TSA is the Commonwealth's main operational bank account (concentration account) in which a majority of receipts from Governmental funds are deposited and from which most expenses are disbursed.
- Receipts in the TSA include tax collections (including revenues assigned to certain public corporations and pledged for the payment of their debt service), charges for services, intergovernmental collections (such as reimbursements from Federal assistance grants), the proceeds of short and long-term debt issuances held in custody by the Secretary of Treasury for the benefit of the Government fiduciary funds, and other receipts. Only a portion of the revenues received by the TSA is included in the annual General Fund budget presented to the Puerto Rico Legislative Assembly for approval. Other revenues are separately assigned by law to certain agencies or public corporations but still flow through the TSA.
- Disbursements from the TSA include payroll and related costs, vendor and operational disbursements (including those reimbursed by Federal assistance grants and funded from Special Revenue Funds), welfare expenditures, capital outlays, debt service payments, required budgetary formulas and appropriation payments, pass-through payments of pledged revenues to certain public corporations, tax refunds, payments of current pension benefits and other disbursements.
- Federal funds related to disaster relief for hurricanes Irma and Maria are deposited in a separate bank account overseen by the Government Authorized Representative ("GAR"). Funds may be transferred to the TSA either: (i) after admissible disbursements (per approved Project Worksheets) have been made or (ii) once supporting documentation for an accrual or related expense are provided to and approved by FEMA. Therefore, FEMA funding may also be received in advance of actual cash disbursement, as payments to vendors may occur subsequent to when the corresponding services are rendered / expenses are recorded.
- Data limitations and commentary:
The government has focused on cash transaction information for which access to reliable, timely, and detailed data is readily available. The government continues to work with DTPR and other parties to access additional reliable data that would help to provide additional detail in the future.

Puerto Rico Department of Treasury | AAFAF

Executive Summary - TSA Cash Flow Actual Results

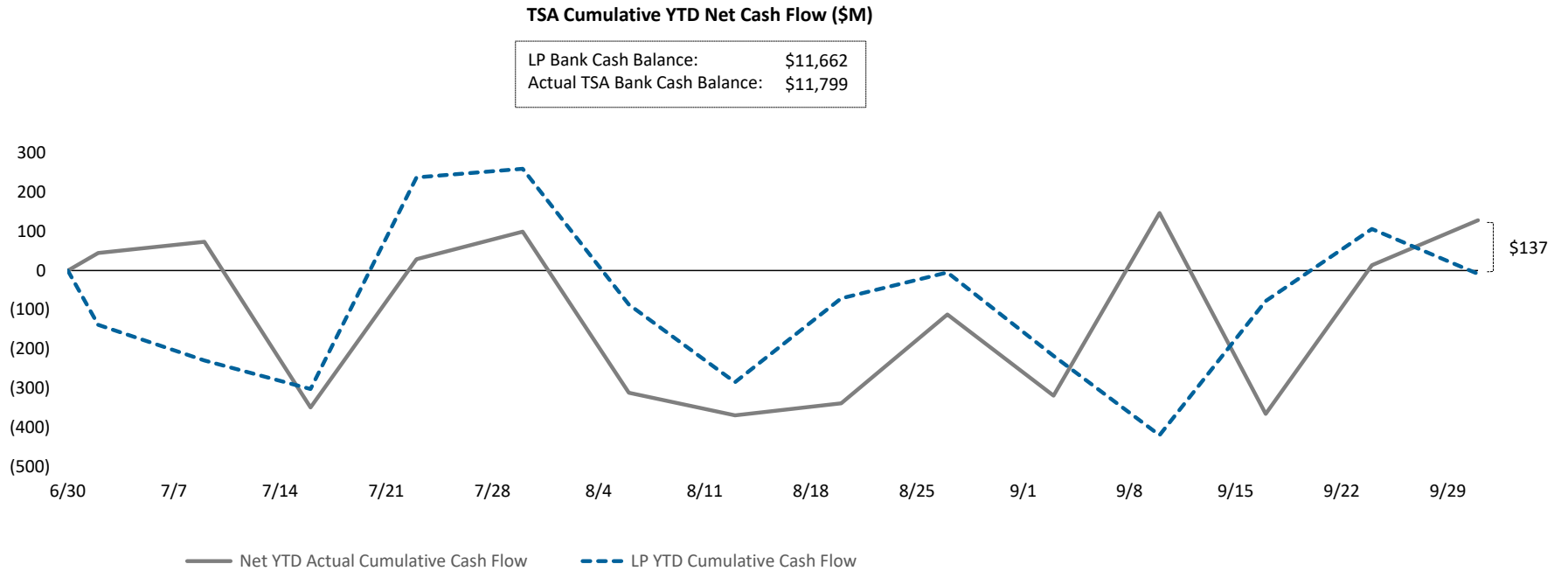
(figures in Millions)

Bank Cash Position	Weekly Cash Flow	YTD Net Cash Flow	YTD Net Cash Flow Variance
\$11,799	\$115	\$128	\$137

Bridge from FY21 Liquidity Plan projected TSA Cash Balance to actual FY21 TSA Cash Balance as of October 1, 2021

Cash Flow line item	Variance Bridge (\$M)	Comments
Liquidity Plan Projected Cash Balance 10/1/21:	\$ 11,662	1. State collections are ahead of plan. General fund collections drive \$193M of the positive variance. The remaining \$62M of outperformance pertains to SRF receipts, which are largely pledged to specific uses and expected to be cash flow neutral over the long term. 2. Certain October General Fund appropriations, including those for ASES, ASEM, and PRITA were partially transferred out of the TSA on Friday, October 1. This is one business day earlier than projected by the Liquidity Plan and this variance will unwind during the week ended October 8, 2021.
1 State Collections	255	
2 General Fund Appropriations Timing	(69)	
All Other	(49)	
Actual TSA Cash Account Balance	\$ 11,799	

Puerto Rico Department of Treasury | AAFAF
YTD TSA Cash Flow Summary - Actual vs LP



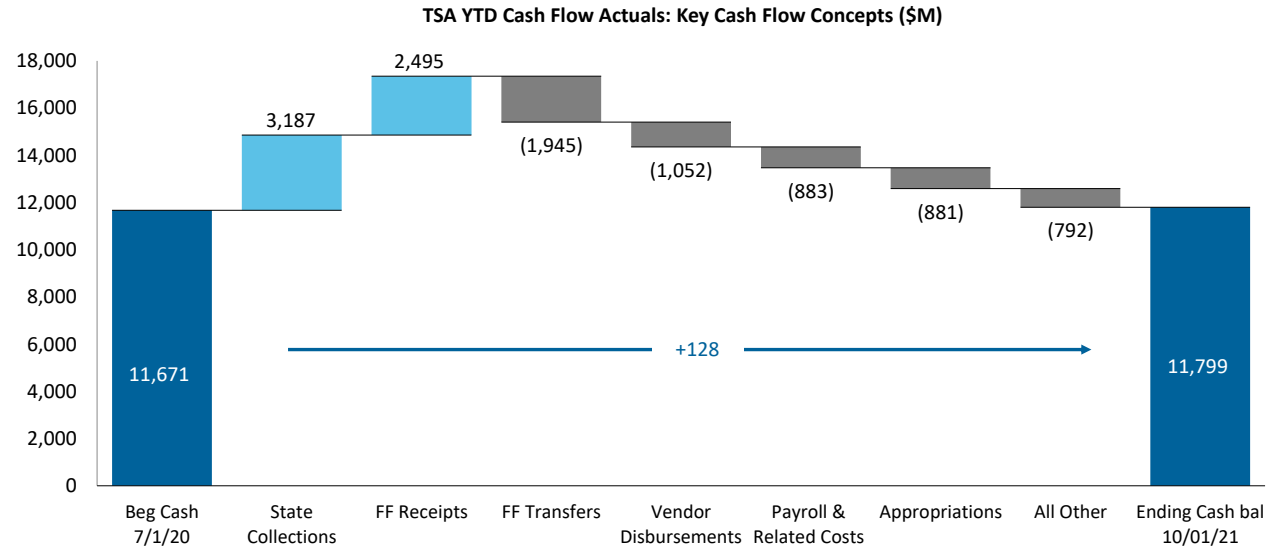
YTD Actuals vs. Liquidity Plan

YTD net cash flow is \$128M and cash flow variance to the Liquidity Plan is \$137M, most of which is assumed to be temporary at this time.

Puerto Rico Department of Treasury | AAFAP
YTD Cash Flow Summary - TSA Cash Flow Actual Results

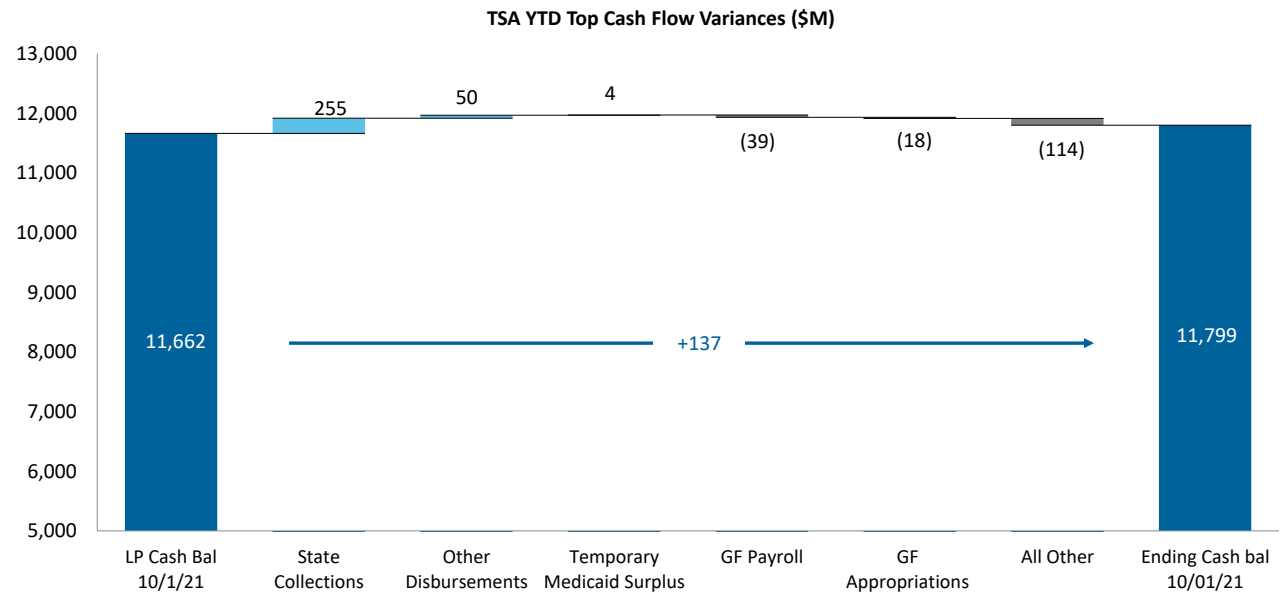
Net Cash Flow - YTD Actuals

- The primary cash driver of FY22 is state collections. Federal Fund inflows of \$2,495M represent 43% of YTD inflows, but are largely offset by Federal Fund disbursements, with YTD net deficit of \$69M (Refer to page 13 for additional detail).



Net Cash Flow YTD Variance - LP vs. Actual

- Year to date cash flow outperformance is mainly driven by variances in state collections.



Puerto Rico Department of Treasury | AAFAF

TSA Cash Flow Actual Results for the Week Ended October 1, 2021

	FY22 Actual	FY22 LP	Variance	FY22 Actual	FY22 LP	FY21 Actual	Variance
(figures in Millions)	10/1	10/1	10/1	YTD	YTD	YTD (a)	YTD FY22 vs YTD FY22 LP
State Collections							
1 General fund collections (b)	\$370	\$57	\$313	\$2,875	\$2,682	\$3,036	\$193
2 Other fund revenues & Pass-throughs (c)	–	0	(0)	44	33	48	11
3 Special Revenue receipts	9	6	3	107	88	110	19
4 All Other state collections (d)	6	12	(5)	161	130	87	32
5 Sweep Account Transfers	–	–	–	–	–	1,024	–
6 Subtotal - State collections (e)	\$385	\$75	\$310	\$3,187	\$2,932	\$4,305	\$255
Federal Fund Receipts							
7 Medicaid	1	–	1	714	582	1,057	132
8 Nutrition Assistance Program	67	52	15	1,065	967	720	98
9 All Other Federal Programs	88	75	13	496	697	368	(201)
10 Other	14	–	14	219	157	236	62
11 Subtotal - Federal Fund receipts	\$170	\$126	\$43	\$2,495	\$2,403	\$2,381	\$92
Balance Sheet Related							
12 Paygo charge	19	22	(3)	132	105	168	26
13 Other	–	–	–	–	–	–	–
14 Subtotal - Other Inflows	\$19	\$22	(\$3)	\$132	\$105	\$168	\$26
15 Total Inflows	\$574	\$224	\$350	\$5,813	\$5,441	\$6,854	\$373
Payroll and Related Costs (f)							
16 General fund (i)	(48)	(53)	5	(661)	(622)	(635)	(39)
17 Federal fund	(27)	(30)	3	(183)	(255)	(112)	72
18 Other State fund	(15)	(4)	(11)	(39)	(33)	(41)	(6)
19 Subtotal - Payroll and Related Costs	(\$90)	(\$87)	(\$3)	(\$883)	(\$910)	(\$788)	\$28
Operating Disbursements (g)							
20 General fund (i)	(34)	(32)	(2)	(423)	(444)	(480)	21
21 Federal fund	(32)	(44)	13	(436)	(442)	(500)	6
22 Other State fund	(5)	(13)	7	(193)	(190)	(115)	(3)
23 Subtotal - Vendor Disbursements	(\$71)	(\$89)	\$18	(\$1,052)	(\$1,076)	(\$1,096)	\$24
State-funded Budgetary Transfers							
24 General Fund (i)	(82)	–	(82)	(849)	(831)	(420)	(18)
25 Other State Fund	(3)	–	(3)	(32)	(34)	(74)	2
26 Subtotal - Appropriations - All Funds	(\$85)	–	(\$85)	(\$881)	(\$865)	(\$494)	(\$16)
Federal Fund Transfers							
27 Medicaid	–	–	–	(710)	(582)	(1,054)	(128)
28 Nutrition Assistance Program	(75)	(52)	(23)	(1,069)	(967)	(725)	(102)
29 All other federal fund transfers	(9)	–	(9)	(166)	(90)	(66)	(76)
30 Subtotal - Federal Fund Transfers	(\$84)	(\$52)	(\$32)	(\$1,945)	(\$1,639)	(\$1,845)	(\$306)
Other Disbursements - All Funds							
31 Retirement Contributions	(93)	(103)	10	(642)	(645)	(640)	4
32 Tax Refunds & other tax credits (h) (i)	(12)	(4)	(8)	(203)	(203)	(291)	(0)
33 Title III Costs	(23)	(4)	(19)	(61)	(50)	(59)	(11)
34 State Cost Share	–	–	–	–	–	–	–
35 Milestone Transfers	–	(0)	0	–	(3)	(2)	3
36 Custody Account Transfers	(2)	–	(2)	(18)	(9)	–	(10)
37 Cash Reserve	–	–	–	–	–	–	–
38 All Other	–	–	–	–	(50)	(58)	50
39 Subtotal - Other Disbursements - All Funds	(\$129)	(\$111)	(\$18)	(\$924)	(\$959)	(\$1,049)	\$35
40 Total Outflows	(\$460)	(\$339)	(\$121)	(\$5,685)	(\$5,449)	(\$5,272)	(\$236)
41 Net Operating Cash Flow	\$115	(\$115)	\$230	\$128	(\$9)	\$1,583	\$137
42 Bank Cash Position, Beginning (j)	11,684	11,777	(93)	11,671	11,671	7,701	–
43 Bank Cash Position, Ending (j)	\$11,799	\$11,662	\$137	\$11,799	\$11,662	\$9,284	\$137

Note: Refer to the next page for footnote reference descriptions.

Puerto Rico Department of Treasury | AAFAF*FY21 TSA Cash Flow Actual Results - Footnotes*Footnotes:

- (a) Represents FY2021 actual results through October 2, 2020.
- (b) Represents gross tax collections received and deposited from all Hacienda Collection Posts, through the Hacienda Colecturia Virtual (online) and/or SURI. Additionally, as of the date of this report, the "General Fund Collections" line item includes unreconciled collections due to DTPR transition to collecting various gross tax receipts through the new SURI system. The transition from the Hacienda Colecturia collections system to SURI is ongoing and as such, revenue concept detail for the general tax SURI collections is not available at this time for the portion of collections received by the new general tax SURI account. This resulted in timing-related unreconciled gross collections which will be retroactively allocated to "General Collections" as appropriate once this information becomes available.
- (c) These revenues are collected by DTPR and immediately appropriated.
- (d) Inflows related to the State Insurance Fund, the Department of Labor and Human Resources, the Commissioner of Financial Institutions, interest earned on TSA bank accounts and others. As of the date this report the TSA has received \$2.5M in interest income in FY21 from earnings on the TSA cash balance.
- (e) As of October 1, 2021, there are \$149M in collections in the SURI sweep account pending reconciliation and transfer to the TSA.
- (f) Represents total gross payroll. Gross payroll includes net payroll disbursed to government employees, cash transfers to the Police Department for payroll costs, and other payroll related costs (employee withholdings, social security, insurance, and other
- (g) Includes payments to third-party vendors as well as intergovernmental payments to agencies with separate Treasuries.
- (h) Includes Federally Funded Employee Retention Credits.
- (i) These line items include transfers out of the TSA related to the COVID-19 Emergency Measures Support Package. Total TSA outflows related to the COVID-19 Emergency Measures Support Package are approximately \$534M as of October 1, 2021. Of this amount, \$459M was disbursed in FY2020, \$75M in FY2021, and \$562k in FY2022.
- (j) Excludes BPPR Clawback Accounts (for clawback revenues prior to June 2016) of \$147M.

Puerto Rico Department of Treasury | AAFAF
 General Fund Collections Summary

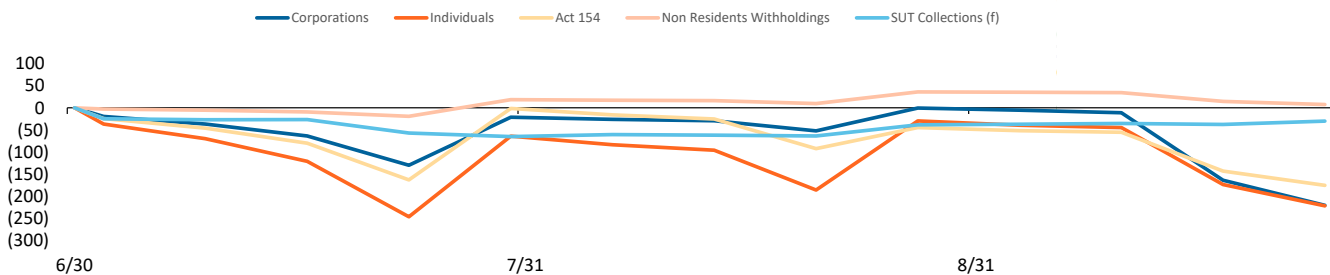
Key Takeaways / Notes

1.) Accumulated collections into TSA sweep accounts are now consistently transferred to the TSA with a 7-10 day lag. As of the date of this report, there were \$149M in collections in the SURI sweep account pending transfer to the TSA. Other General Fund revenue also includes receipts that have not been allocated to other concepts and this amount is approximately \$981M. Due to the on-going transition of various gross tax collections from Hacienda Colecturia to SURI, revenue concept detail for general tax SURI collections from September 1, 2021, through the date of this report is not available at this time. This collections schedule will be updated as information becomes available.

General Fund Collections Year to Date: Actual vs. Forecast (\$M)

	Actual (a) YTD 10/1	LP YTD 10/1	Var \$ YTD 10/1	Var % YTD 10/1
General Fund Collections				
Corporations	\$201	\$440	(\$239)	-54%
Current Year Collections	200	381	(181)	-48%
Current Year CIT for FEDE (Act 73-2008) (b)	1	11	(10)	-94%
FY20 Deferrals/Extensions	-	48	(48)	-100%
Individuals	448	678	(231)	-34%
Current Year Collections	448	590	(142)	-24%
FY20 Deferrals/Extensions	-	89	(89)	-100%
Partnerships	14	28	(14)	-51%
Act 154	287	468	(181)	-39%
Non Residents Withholdings	74	69	5	7%
Current Year Collections	73	67	6	9%
Current Year NRW for FEDE (Act 73-2008)	1	2	(1)	-47%
Motor Vehicles	118	108	10	9%
Rum Tax (c)	142	107	35	33%
Alcoholic Beverages	47	58	(11)	-19%
Cigarettes (d)	22	35	(13)	-38%
HTA	102	136	(34)	-25%
Gasoline Taxes	24	35	(10)	-29%
Gas Oil and Diesel Taxes	2	4	(2)	-53%
Vehicle License Fees (\$15 portion)	6	8	(1)	-18%
Vehicle License Fees (\$25 portion)	15	26	(11)	-42%
Petroleum Tax	42	54	(12)	-23%
Other	12	9	3	34%
CRUDITA	16	48	(33)	-68%
Other General Fund	1,070	117	953	813%
Total	\$2,539	\$2,293	\$245	11%
SUT Collections (f)	336	388	(52)	-13%
Current Year Collections	336	324	12	4%
FY20 Deferrals/Extensions	-	64	(64)	-100%
Total General Fund Collections	\$ 2,875	\$ 2,682	\$ 193	7%

YTD General Fund Receipts Cumulative Variance Liquidity Plan vs. Actual Cumulative Variance by Category (\$M)



Footnotes:

- (a) General Fund gross cash receipts by concept are approximated using net General Fund revenues adjusted for recurring monthly gross-ups and other adjustments.
- (b) Relates to income tax reserves that are subsequently passed through to PRIDCO.
- (c) Positive variance of +\$31M relates to timing of cash transfers to the TSA
- (d) Includes some cigarette tax collections that are subsequently passed through to HTA, PRMBA and other.
- (e) This amount includes FY20 Income Tax from Partnerships.
- (f) SUT collections excludes PSTBA, FAM & CINE, and only includes the amounts deposited into the TSA for General Fund use.

Puerto Rico Department of Treasury | AAFAF
Other State Fund Collections Summary

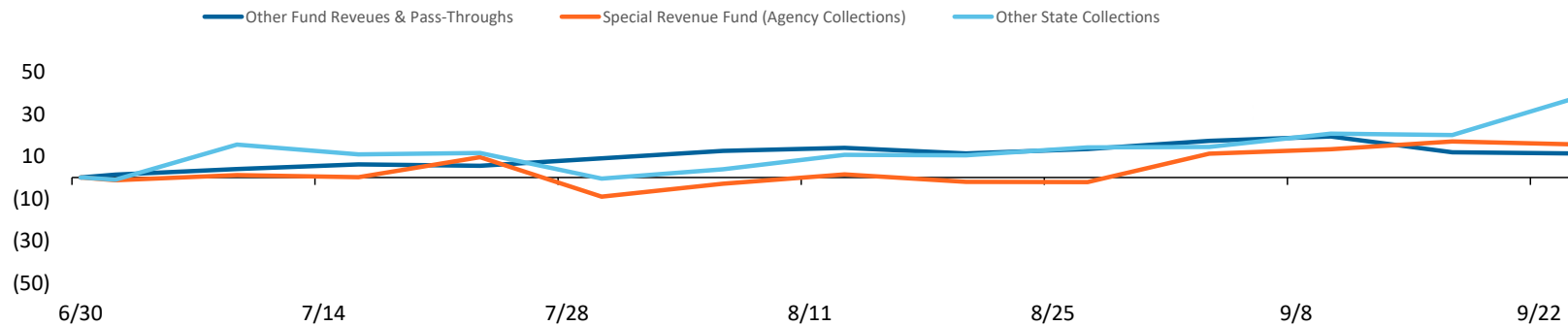
Key Takeaways / Notes

- 1.) Other state fund collections are ahead of the Liquidity Plan. "All Other" state collections positive variance is in part driven by \$25M reimbursed to the TSA by the Department of Labor and Human Resources for payroll and operating costs from prior fiscal years. This represents a permanent positive variance relative to the Liquidity Plan. Remaining variance is mostly assumed to be temporary due to timing, as special revenues and other collections may be received with irregular cadence.

Other State Fund Collections Year to Date: Actual vs. Forecast (\$M)

	Actual (a) YTD 10/1	LP YTD 10/1	Var \$ YTD 10/1	Var % YTD 10/1
Other State Fund Collections				
Other Fund Revenues & Pass-Throughs	\$44	\$33	\$11	33%
Electronic Lottery	-	-	-	NA
Cigarettes (PRITA)	6	9	(3)	-34%
ASC Pass Through	4	6	(2)	-36%
ACCA Pass Through	19	18	0	2%
Other	16	-	16	NA
Special Revenue Fund (Agency Collections)	107	88	19	21%
Department of Education	7	5	1	24%
Department of Health	13	13	1	7%
Department of State	4	8	(5)	-56%
All Other	83	61	21	34%
Other state collections	161	130	32	25%
Bayamón University Hospital	1	1	(0)	-37%
Adults University Hospital (UDH)	12	8	4	48%
Pediatric University Hospital	5	4	1	14%
Commissioner of the Financial Institution	4	4	0	8%
Department of Housing	4	5	(1)	-23%
Gaming Commission	56	64	(8)	-12%
All Other	80	43	37	84%
Total	\$312	\$251	\$62	25%

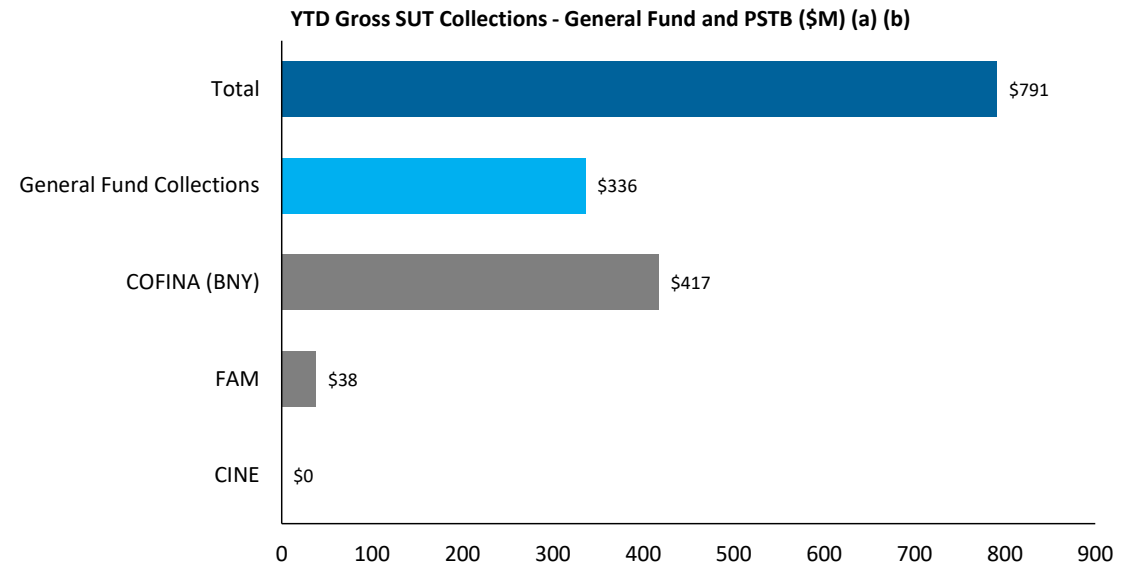
YTD Other State Fund Receipts Cumulative Variance Liquidity Plan vs. Actual Cumulative Variance by Category (\$M) (a)



Puerto Rico Department of Treasury | AAFAF
Sales and Use Tax Collections Summary

Key Takeaways / Notes

- 1.) The proceeds from the Puerto Rico 10.5% SUT rate are allocated as follows: Of the 10.5%, 5.5% is deposited into a COFINA BNY Mellon account until the PSTBA cap is reached, and 4.5% is deposited into the General Fund. The remaining 0.5% is remitted to FAM. The PSTBA cap for FY22 is \$473 million.



Footnotes

- (a) This schedule reflects gross cash activity and is subject to revision based on periodic reconciliations and accounting adjustments.
- (b) As of October 1, 2021 there is \$50M in SUT collected pending verification and allocation. The verification process includes matching receipts with the appropriate returns and reconciling government account information. Once this process is complete, SUT funds are distributed in accordance with the COFINA Plan of Adjustment based on the ownership of funds and otherwise based on the limits on distributions established therein.

Puerto Rico Department of Treasury | AAFAF
Federal Funds Net Cash Flow Summary (a)(b)

Key Takeaways / Notes

- 1.) Receipts for the Nutritional Assistance Program (NAP) and Medicaid (ASES Pass-through) are received in advance of the subsequent pass through disbursements. Federal Funds received for Payroll and Vendor Payments are typically reimbursed following disbursement. Currently, there may be temporary surplus / (deficit) due timing differences relating to prior year carryover. Puerto Rico received \$2.24 billion from the Coronavirus Relief Fund (CRF) established under the CARES Act and \$2.5 billion of federal Coronavirus State & Local Fiscal Recovery funds (CSFRF). These funds are held in a separate account outside of TSA. Some of the measures funded by the accounts are initially paid out through TSA, and later reimbursed from the respective external account.

Weekly FF Net Surplus (Deficit)

Medicaid (ASES)	\$ 1	\$ -	\$ 1	\$ -	\$ 1
Nutritional Assistance Program (NAP)	67	(75)	(8)	-	(8)
Payroll / Vendor Disbursements / Other Federal Programs	88	(57)	31	-	31
COVID-19 Federal Funds (CRF & CSFRF)	14	(11)	3	-	3
Federally Reimbursable Tax Credits	-	-	-	-	-
Total	\$ 170	\$ (143)	\$ 27	\$ -	\$ 27

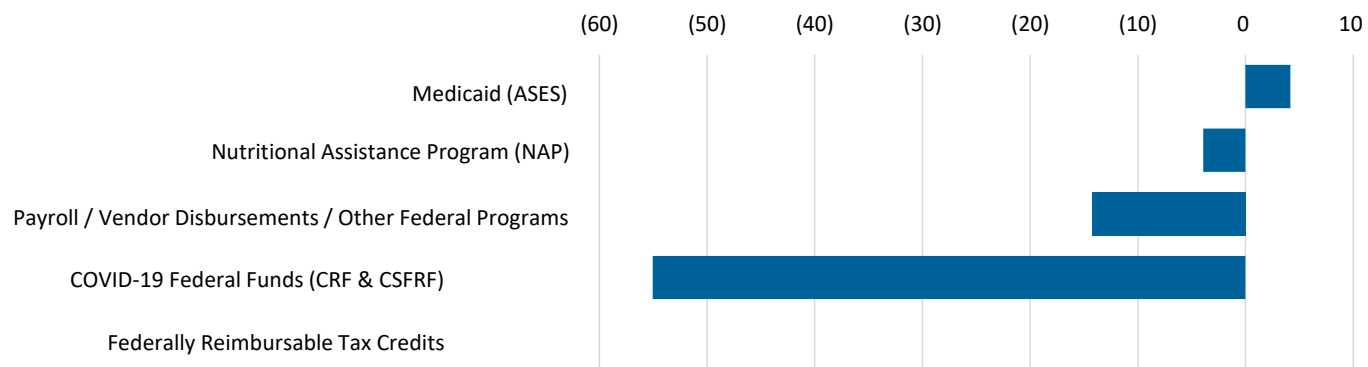
FF Inflows	FF Outflows	Net Cash Flow	LP Net Cash Flow	Variance
\$ 1	\$ -	\$ 1	\$ -	\$ 1
67	(75)	(8)	-	(8)
88	(57)	31	-	31
14	(11)	3	-	3
-	-	-	-	-
\$ 170	\$ (143)	\$ 27	\$ -	\$ 27

YTD Cumulative FF Net Surplus (Deficit)

Medicaid (ASES)	\$ 714	\$ (710)	\$ 4	\$ -	\$ 4
Nutritional Assistance Program (NAP)	1,065	(1,069)	(4)	-	(4)
Payroll / Vendor Disbursements / Other Federal Programs	496	(511)	(14)	-	(14)
COVID-19 Federal Funds (CRF & CSFRF)	219	(274)	(55)	42	(97)
Federally Reimbursable Tax Credits	-	-	-	25	(25)
Total	\$ 2,495	\$ (2,564)	\$ (69)	\$ 67	\$ (136)

FF Inflows	FF Outflows	Net Cash	LP Net Cash	Variance
\$ 714	\$ (710)	\$ 4	\$ -	\$ 4
1,065	(1,069)	(4)	-	(4)
496	(511)	(14)	-	(14)
219	(274)	(55)	42	(97)
-	-	-	25	(25)
\$ 2,495	\$ (2,564)	\$ (69)	\$ 67	\$ (136)

YTD Federal Funds Net Cash Flows (\$M)



Footnotes

- (a) Please note that federal fund classification as represented here is based on the fund classification at the point of transaction. Agencies regularly review cash transactions and make accounting adjustments that result in fund reclassifications.

Puerto Rico Department of Treasury | AAFAF

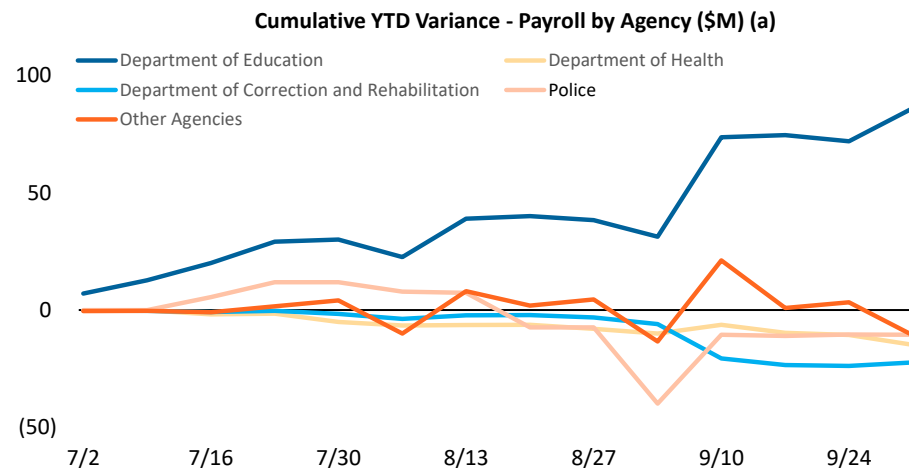
Payroll / Vendor Disbursements Summary

Key Takeaways / Notes : Gross Payroll

- Gross payroll is mainly tracking FY22 forecasts to date. Most variance is driven by lower federally funded DOE payroll than projected. Negative variance for the Department of Correction and Rehabilitation is driven by \$19.4M of COVID-related incentives. This represents a permanent variance relative to the FY22 LP; however, the TSA will be reimbursed for these distributions from CSLFRF funds held outside the TSA.

Gross Payroll (\$M) (a)

Agency	YTD Variance
Department of Education	\$ 86
Department of Correction & Rehabilitation	(22)
Police	(10)
Department of Health	(15)
All Other Agencies	(11)
Total YTD Variance	\$ 28

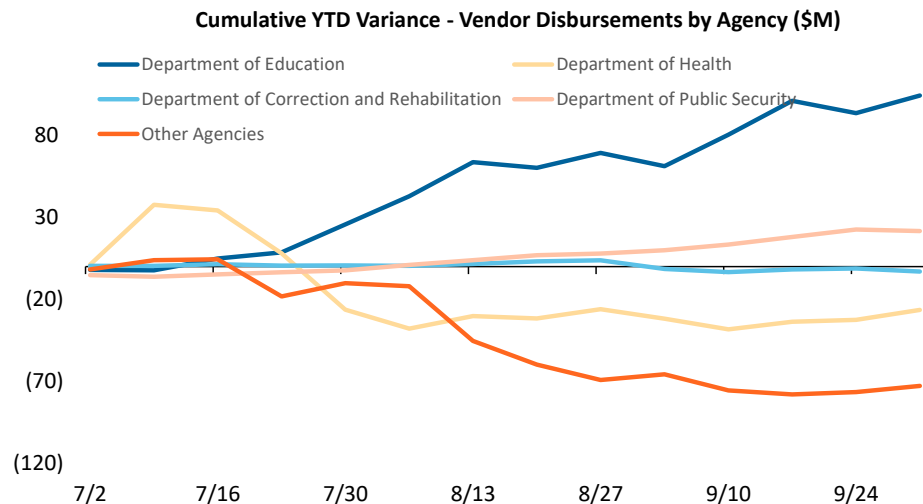


Key Takeaways / Notes : Vendor Disbursements

- Total YTD vendor payments are largely in line with forecast, though there are various offsetting variances within. Disbursements on behalf of the Department of Health are \$32M higher than expected. This is primarily due to \$34M of expenses that will be reimbursed from CRF and CSLFRF funds held outside the TSA.

Vendor Disbursements (\$M)

Agency	YTD Variance
Department of Education	\$ 104
Department of Public Security	22
Department of Correction & Rehabilitation	(3)
Department of Health	(26)
All Other Agencies	(73)
Total YTD Variance	\$ 24



Footnotes

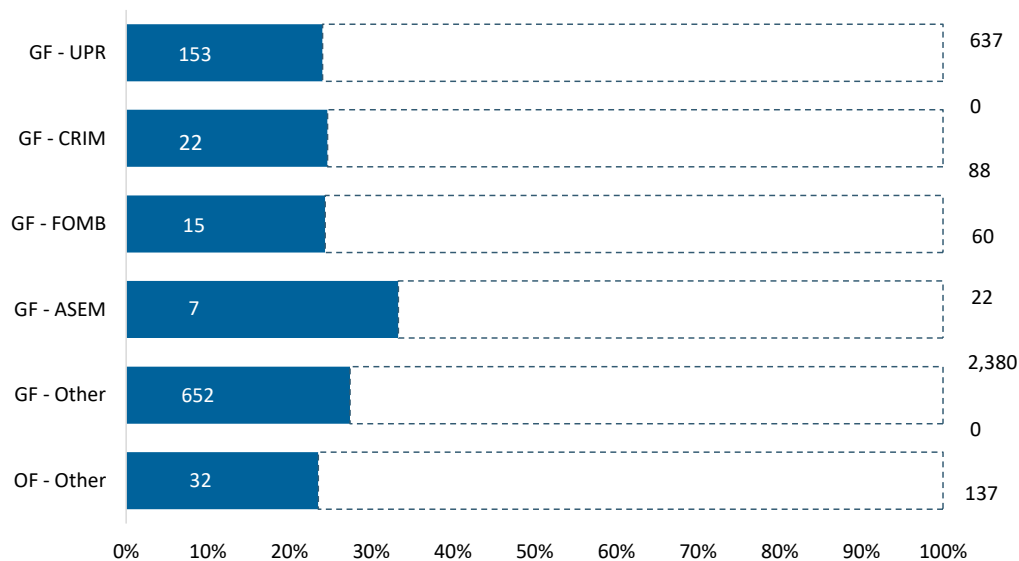
(a) Gross Payroll is equal to the sum of: (i) Net Payroll by Agency from the DTPR RHUM system; (ii) Other Payroll and (iii) Cash outlays for wage garnishments by Agency.

Puerto Rico Department of Treasury | AAFAF
State Funded Budgetary Transfers Summary

Key Takeaways / Notes

- 1.) General Fund appropriations are generally executed throughout the year on a consistent basis in the first week of a given month. The amount transferred each month is usually the sum of the receiving entity's budgeted amount for FY22 divided into twelve, subject to a 2.5% holdback through the first nine months of the fiscal year, to be disbursed during the fourth quarter following reconciliation of General Fund revenues to Fiscal Plan projections and subsequent approval and authorization for release by the Oversight Board and the Director of OMB. Other General Fund transfers and Other Fund transfers require the recognition of certain revenues within DTPR accounting records prior to sending funds to a receiving entity. The Liquidity Plan projected \$59M of HTA Capex funds carried over from FY21 would be transferred during September 2021. These funds have not been transferred yet, driving the positive Other GF variance.

YTD FY2022 Budgeted Appropriations Executed (\$M)



Remaining Appropriation Budget (\$M)

Entity Name	Full Year		
	Actual YTD	Expectation	Remaining
GF - UPR	\$ 153	\$ 637	\$ 484
GF - CRIM	22	88	66
GF - FOMB	15	60	45
GF - ASEM	7	22	14
GF - Other	652	2,380	1,728
OF - Other	32	137	104
Total	\$ 881	\$ 3,323	\$ 2,442

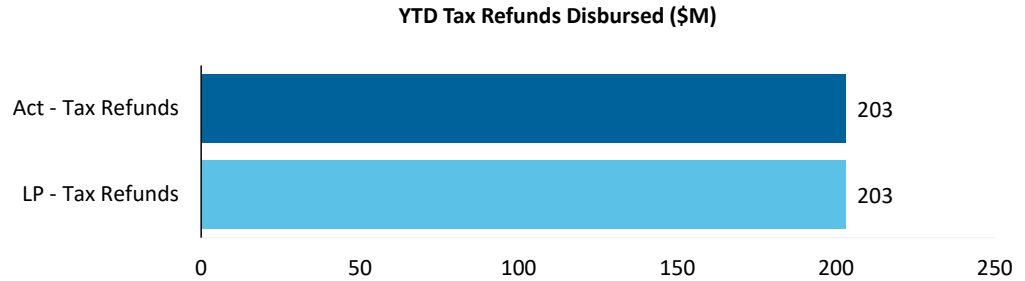
YTD Appropriation Variance (\$M)

Entity Name	Liquidity Plan		
	Actual YTD	YTD	Variance
GF - UPR	\$ 153	\$ 153	\$ (0)
GF - CRIM	22	21	(0)
GF - FOMB	15	15	-
GF - ASEM	7	5	(2)
GF - Other	652	636	(16)
OF - Other	32	34	2
Total	\$ 881	\$ 865	\$ (16)

Puerto Rico Department of Treasury | AAFAF
Tax Refunds / PayGo and Pensions Summary

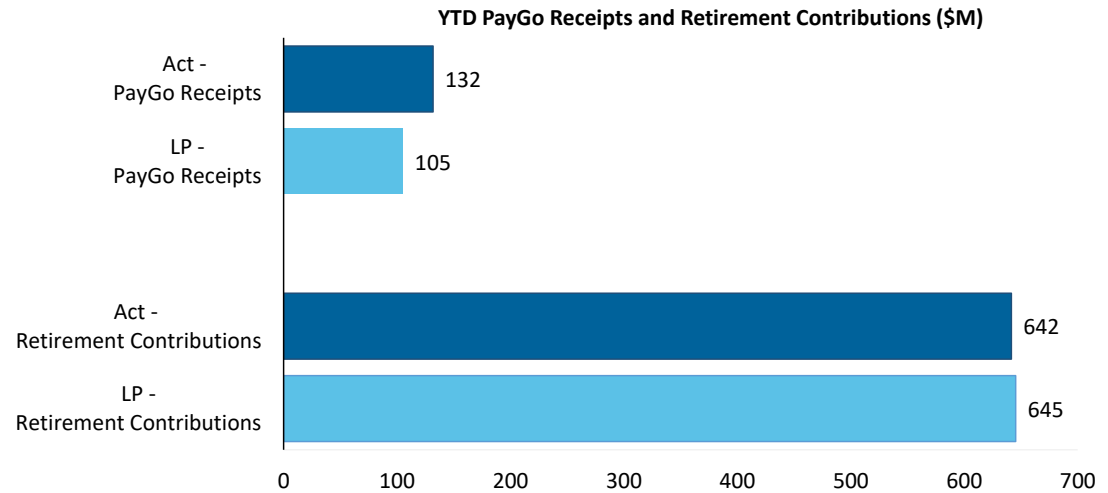
Key Takeaways / Notes : Tax Refunds

1.) Tax refunds includes EITC distributions, refunds to individuals and seniors as well other tax credits.



Key Takeaways / Notes : PayGo Receipts and Retirement Contributions

1.) YTD PayGo Receipts are slightly higher than forecast. Further details on the status of PayGo can be found in the monthly PayGo Report on AAFAF's website.



Puerto Rico Department of Treasury | AAFAF

Schedule A: Central Government - Live Web Portal AP by Payee Type (a) (b)

All Agencies

(figures in \$000s)

Continues and Continued...

ID	Agency Name	3rd Party Payables	Intergovernmental Payables	Total
071	Department of Health	\$ 168,091	\$ 50,529	\$ 218,619
081	Department of Education	64,729	8,286	73,015
123	Families and Children Administration	39,084	169	39,253
025	Hacienda (entidad interna - fines de contabilidad)	35,310	667	35,977
271	Office of Information Technology and Communications	30,958	-	30,958
045	Department of Public Security	29,547	11	29,559
122	Department of the Family	26,596	41	26,637
049	Department of Transportation and Public Works	24,130	12	24,142
050	Department of Natural and Environmental Resources	18,006	30	18,036
329	Socio-Economic Development Office	13,283	43	13,326
127	Administration for Socioeconomic Development of the Family	12,887	360	13,246
078	Department of Housing	12,785	98	12,883
038	Department of Justice	11,698	170	11,868
137	Department of Correction and Rehabilitation	11,813	12	11,824
095	Mental Health and Addiction Services Administration	10,491	8	10,500
043	Puerto Rico National Guard	10,234	53	10,286
055	Department of Agriculture	9,802	0	9,803
087	Department of Sports and Recreation	7,580	162	7,743
126	Vocational Rehabilitation Administration	7,406	1	7,407
311	Gaming Commission	7,270	0	7,270
241	Administration for Integral Development of Childhood	5,726	1,428	7,154
067	Department of Labor and Human Resources	5,739	901	6,640
031	General Services Administration	5,139	58	5,197
124	Child Support Administration	4,700	85	4,785
021	Emergency Management and Disaster Administration Agency	4,476	65	4,541
120	Veterans Advocate Office	4,333	2	4,335
014	Environmental Quality Board	3,261	328	3,589
010	General Court of Justice	2,048	4	2,051
133	Natural Resources Administration	1,876	149	2,025
028	Commonwealth Election Commission	2,022	-	2,022
015	Office of the Governor	1,897	25	1,922
022	Office of the Commissioner of Insurance	1,700	-	1,700
016	Office of Management and Budget	1,664	8	1,672
152	Elderly and Retired People Advocate Office	1,357	314	1,672
024	Department of the Treasury	1,249	-	1,249

Puerto Rico Department of Treasury | AAFAF

Schedule A: Central Government - Live Web Portal AP by Payee Type (a) (b)

All Agencies

(figures in \$000s)

Continues and Continued...

ID	Agency Name	3rd Party Payables	Intergovernmental Payables	Total
290	State Energy Office of Public Policy	1,180	-	1,180
105	Industrial Commission	876	191	1,067
040	Puerto Rico Police	1,039	13	1,051
018	Planning Board	986	1	987
023	Department of State	863	-	863
298	Public Service Regulatory Board	715	-	715
035	Industrial Tax Exemption Office	559	1	560
273	Permit Management Office	470	-	470
096	Women's Advocate Office	447	-	447
242	PPD Central Committee	427	-	427
141	Telecommunication's Regulatory Board	427	-	427
026	Special Appropriations for the Central Government Retirement S	414	-	414
272	Office of the Inspector General of the Government of Puerto Ric	402	-	402
266	Office of Public Security Affairs	393	-	393
065	Public Services Commission	302	0	302
220	Correctional Health	302	-	302
155	State Historic Preservation Office	256	4	260
089	Horse Racing Industry and Sport Administration	233	-	233
030	Office of Administration and Transformation of HR in the Govt.	221	-	221
060	Citizen's Advocate Office (Ombudsman)	215	0	216
153	Advocacy for Persons with Disabilities of the Commonwealth of	189	-	189
075	Office of the Financial Institutions Commissioner	167	-	167
296	Com Audit Int Cred Publico	150	-	150
244	PIP Central Committee	148	-	148
189	Institute of Forensic Sciences	147	-	147
243	PNP Central Committee	121	-	121
226	Joint Special Counsel on Legislative Donations	109	-	109
069	Department of Consumer Affairs	84	0	84
062	Cooperative Development Commission	77	-	77
	Other	272	-	272
Total		\$ 611,077	\$ 64,230	\$ 675,307

Footnotes:

- (a) Data presented above represents the Central Government live AP Web Portal repository of third party and intergovernmental invoices by agency, implemented in FY2019. The full transition to managing central government payables through the web portal is complete, however government agencies and vendors continue to analyze the information contained in this report to ensure its accuracy. Ongoing efforts with the largest agencies and their vendors to implement the appropriate processes and controls needed to realize improvements in reporting and efficiency continue as of the date of this report.
- (b) On a go-forward basis, vendors submit invoices for approval through the live AP Web Portal where they are logged electronically, matched with the appropriate purchase order or other relevant documentation, and approved / vouchered at the agency level through the online interface.

Puerto Rico Department of Treasury | AAFAF

Schedule B: Central Government - Live Web Portal AP Aging (a) (b)

All Agencies

(figures in \$000s)

Continues and Continued...

ID	Agency Name	0 - 30	31 - 60	61 - 90	Over 90 days	Total
071	Department of Health	\$ 42,293	\$ 18,576	\$ 11,434	\$ 146,316	\$ 218,619
081	Department of Education	30,601	9,000	9,990	23,424	73,015
123	Families and Children Administration	7,769	1,805	463	29,216	39,253
025	Hacienda (entidad interna - fines de contabilidad)	8,184	427	311	27,055	35,977
271	Office of Information Technology and Communications	213	474	120	30,152	30,958
045	Department of Public Security	1,653	2,678	6,746	18,482	29,559
122	Department of the Family	539	1,777	1,045	23,276	26,637
049	Department of Transportation and Public Works	798	1,840	615	20,890	24,142
050	Department of Natural and Environmental Resources	2,726	3,409	699	11,203	18,036
329	Socio-Economic Development Office	3,589	41	67	9,629	13,326
127	Administration for Socioeconomic Development of the Family	1,659	1,584	217	9,787	13,246
078	Department of Housing	743	1,112	895	10,133	12,883
038	Department of Justice	551	783	252	10,282	11,868
137	Department of Correction and Rehabilitation	1,089	1,963	831	7,942	11,824
095	Mental Health and Addiction Services Administration	3,493	1,734	877	4,396	10,500
043	Puerto Rico National Guard	997	575	408	8,307	10,286
055	Department of Agriculture	8,009	74	54	1,666	9,803
087	Department of Sports and Recreation	23	60	21	7,638	7,743
126	Vocational Rehabilitation Administration	2,347	512	79	4,470	7,407
311	Gaming Commission	70	5,658	1,259	283	7,270
241	Administration for Integral Development of Childhood	4,764	217	198	1,975	7,154
067	Department of Labor and Human Resources	806	393	2,222	3,219	6,640
031	General Services Administration	199	159	423	4,416	5,197
124	Child Support Administration	522	795	256	3,211	4,785
021	Emergency Management and Disaster Administration Agency	-	-	-	4,541	4,541
120	Veterans Advocate Office	511	1	-	3,824	4,335
014	Environmental Quality Board	294	283	291	2,721	3,589
010	General Court of Justice	7	170	283	1,591	2,051
133	Natural Resources Administration	-	-	-	2,025	2,025
028	Commonwealth Election Commission	271	61	61	1,628	2,022
015	Office of the Governor	50	187	22	1,663	1,922
022	Office of the Commissioner of Insurance	10	53	47	1,590	1,700
016	Office of Management and Budget	65	148	38	1,421	1,672
152	Elderly and Retired People Advocate Office	886	178	111	496	1,672
024	Department of the Treasury	496	722	31	-	1,249

Puerto Rico Department of Treasury | AAFAF

Schedule B: Central Government - Live Web Portal AP Aging (a) (b)

All Agencies

(figures in \$000s)

Continues and Continued...

ID	Agency Name	0 - 30	31 - 60	61 - 90	Over 90 days	Total
290	State Energy Office of Public Policy	-	-	154	1,026	1,180
105	Industrial Commission	162	77	54	774	1,067
040	Puerto Rico Police	-	-	-	1,051	1,051
018	Planning Board	241	409	165	172	987
023	Department of State	251	95	34	482	863
298	Public Service Regulatory Board	99	102	24	490	715
035	Industrial Tax Exemption Office	-	1	0	559	560
273	Permit Management Office	4	13	11	442	470
096	Women's Advocate Office	51	31	11	353	447
242	PPD Central Committee	-	-	-	427	427
141	Telecommunication's Regulatory Board	-	-	-	427	427
026	Special Appropriations for the Central Government Retirement	0	60	27	326	414
272	Office of the Inspector General of the Government of Puerto	27	65	10	300	402
266	Office of Public Security Affairs	171	2	30	190	393
065	Public Services Commission	-	-	-	302	302
220	Correctional Health	-	2	131	169	302
155	State Historic Preservation Office	10	24	12	214	260
089	Horse Racing Industry and Sport Administration	-	-	-	233	233
030	Office of Administration and Transformation of HR in the Gov	196	3	2	20	221
060	Citizen's Advocate Office (Ombudsman)	116	49	0	50	216
153	Advocacy for Persons with Disabilities of the Commonwealth	3	7	96	83	189
075	Office of the Financial Institutions Commissioner	22	2	7	135	167
296	Com Audit Int Cred Publico	-	-	-	150	150
244	PIP Central Committee	-	-	-	148	148
189	Institute of Forensic Sciences	134	7	5	-	147
243	PNP Central Committee	-	-	-	121	121
226	Joint Special Counsel on Legislative Donations	1	2	-	106	109
069	Department of Consumer Affairs	12	1	-	71	84
062	Cooperative Development Commission	6	12	11	48	77
	Other	62	26	4	180	272
	Total	\$ 127,795	\$ 58,441	\$ 41,155	\$ 447,917	\$ 675,307

Footnotes:

- (a) Data presented above represents the Central Government live AP Web Portal repository of third party and intergovernmental invoices by agency, implemented in FY2019. The full transition to managing central government payables through the web portal is complete, however government agencies and vendors continue to analyze the information contained in this report to ensure its accuracy. Ongoing efforts with the largest agencies and their vendors to implement the appropriate processes and controls needed to realize improvements in reporting and efficiency continue as of the date of this report.
- (b) On a go-forward basis, vendors submit invoices for approval through the live AP Web Portal where they are logged electronically, matched with the appropriate purchase order or other relevant documentation, and approved / vouchered at the agency level through the online interface.